



**BioSemi B.V.**

WG-Plein 129

1054SC Amsterdam

Netherlands

Voice: +31 20 330 2956

Mobile: +31 65 062 6354

FAX: +31 20 330 2959

Creation Date 5-4-2024

----- 0,00

-----

---

**ABC SHIPPING** 0,00

Triangular trade/Reverse Charge according to Art. 141/197 Directive 2006/112/EC

---

**ABR CORD FFF** 500,00


Active ABR electrode set FFF: active electrodes for Left (FLAT), Reference (FLAT) and Right (FLAT).  
Standard cable length is 150 cm.

Active ABR electrode set FFF: active electrodes for Left (FLAT), Reference (FLAT) and Right (FLAT).  
Standard cable length is 150 cm.

---

**ABR CORD FPF** 500,00

Active ABR electrode set FPF: active electrodes for Left (FLAT), Reference (PIN) and Right (FLAT).  
Standard cable length is 150 cm. Including:  
- 17mm holder, making it possible to place the Ref electrode on the forehead.



Active ABR electrode set FPF: active electrodes for Left (FLAT), Reference (PIN) and Right (FLAT).  
Standard cable length is 150 cm. Including:  
- 17mm holder, making it possible to place the Ref electrode on the forehead.

---

**ABR CORD INLINE** 500,00

Active ABR electrode set with active electrodes for Left, Reference and Right.  
Standard cable length is 150 cm.

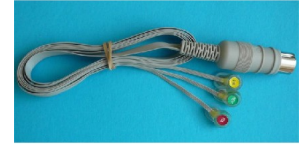
Active ABR electrode set with active electrodes for Left, Reference and Right.  
Standard cable length is 150 cm.  
- Left = Inline connector  
- Ref = Inline connector  
- Right = Inline connector

**ABR FFF**

3.000,00

Auditory Brain Stem Response input including

- Active electrode set: ABR CORD FFF (Left=Flat, Reference=Flat, Right=Flat)
- 17mm holder, for possibility to place Ref electrode on forehead.
- Noise: 2 uVpp (100 Hz to 3.3 kHz) CMRR is 160 dB @ 50 Hz.



Auditory Brain Stem Response input including active ABR electrode set with active electrodes for Left=Flat, Reference=Flat and Right=Flat. Noise is 2 uVpp in a bandwidth of 100 Hz till 3.3 kHz. CMRR is 160 dB @ 50 Hz. Standard cable length is 150 cm. Including:

- 17mm holder, making it possible to place the Ref electrode on the forehead.

**ABR FPF**

3.000,00

Auditory Brain Stem Response input including

- Active electrode set: ABR CORD FPF (Left=Flat, Reference=Pin, Right=Flat)
- 17mm holder, for possibility to place Ref electrode on forehead.
- Noise: 2 uVpp (100 Hz to 3.3 kHz) CMRR is 160 dB @ 50 Hz.



Auditory Brain Stem Response input including active ABR electrode set with active electrodes for Left=Flat, Reference=Pin and Right=Flat. Noise is 2 uVpp in a bandwidth of 100 Hz till 3.3 kHz. CMRR is 160 dB @ 50 Hz. Standard cable length is 150 cm. Including:

- 17mm holder, making it possible to place the Ref electrode on the forehead.

**ABR FPF A3**

3.000,00

Auditory Brain Stem Response active ABR electrode set.

- Active electrode set: FPF (Left=Flat, Reference=Pin, Right=Flat)
- 17mm holder, for possibility to place Ref electrode on forehead.
- Noise: 2 uVpp (10 Hz to 5.4 kHz) CMRR is 160 dB @ 50 Hz.

Auditory Brain Stem Response active ABR electrode set with Left=Flat, Reference=Pin and Right=Flat. Noise is 2 uVpp in a bandwidth of 10 Hz till 5.4 kHz. CMRR is 160 dB @ 50 Hz. Standard cable length is 150 cm. Including:


- 17mm holder, making it possible to place the Ref electrode on the forehead.

**ACTI 6**

1.600,00

Amplifier Module for ActiveTwo amplifier. (8 channels)


Amplifier Module for ActiveTwo amplifier. (8 channels)  
 AD conversion in 24 bit. Each module has 8 amplifier channels suitable for EEG, ECG or EMG signals.  
 Maximum sample-rate: 16kHz .  
 LSB = 31.25nVolt (512 mV peak to peak input range)

**ACTI 6 (125nV PASSIVE)**

1.600,00

Amplifier Module V6.0 (8 channels). Modified to high-impedance inputs for use with passive electrodes. (Low gain, 125nVolt)

Amplifier Module for ActiveTwo amplifier. (Low gain, 125nVolt)  
 Modified to high-impedance inputs for use with passive electrodes.  
 AD conversion in 24 bit. Each module has 8 amplifier channels suitable for EEG, ECG or EMG signals.  
 Maximum sample-rate: 16kHz .  
 LSB = 125nVolt (2 Volt peak to peak input range)



**ACTI HYPER 1**

1.600,00

HyperSpeed Amplifier Module (1 channel)

HyperSpeed Amplifier Module for ActiveTwo amplifier.  
AD conversion by 24 bit SAR with 4 x over-sampling and integrated decimation filter. Output sample-rate is 262144Hz. Analog bandwidth (-3dB) is 87 kHz. Each module has 1 amplifier channel suitable for EEG, ECG or EMG signals.  
LSB = 31.25nVolt (512 mV peak to peak input range)  
The ActiveTwo system can have maximum 8 HyperSpeed modules.

---

**ACTIVE2 1 SET**

26.190,20

ActiveTwo, 1 set

ActiveTwo system for electro-physiology research, 1 complete set

---

**ACTIVE2 BASE AUS/CHIN**

12.000,00

ActiveTwo Base system AUS/CHIN

- ActiveTwo AD-box Version7.0
- 2 x Battery box. "Dry Batteries, Not Restricted"
- Charger AUS
- Fiber 10 Meters
- USB2.0 receiver
- USB2.0 cables (1.8 meter)
- Carrying Suitcase and cable rack

ActiveTwo Base system consisting of the following components:

- ActiveTwo AD-box. Version7.0.  
AD conversion in 24 bit. Sample rate is adjustable: 2048 Hz (all 256+8+sens channels), 4096 Hz (max. 128+8+sens chan. available), 8192 Hz (max. 64+8+sens chan. available) or 16384 Hz (max. 32+8+sens chan. available) sample rate per channel. Analog bandwidth is 1/5th of the selected sample rate. DC coupled amplifier and data transfer to the PC with a single optical fiber. Eight 68-pole IDC fine-pitch electrode connectors for 32-channel electrode sets. Eight 2-pole touchproof connectors for extra flat-type electrodes. Three auxiliary sensor DIN connectors. The AD-box is upgradeable to a maximum of 280 channels at an extra 200,- per channel.
- Aux1 connector (DIN 4-pole) with CMS/DRL reference input.
- 2 x Battery box. 6 Volt. 4500 mAh sealed lead-acid battery with shutdown circuit.
- Charger AUS. Fast charge (< 3.5 hours).
- Fiber of 10 meters. ST-SC style connectors. 62.5-125 uM.
- USB2.0 receiver. Trigger in/out connector (16 digital in, 16 digital out).
- USB2.0 cable (1.8 meter)
- Carrying Suitcase and cable rack



## ACTIVE2 BASE EURO

12.000,00

### ActiveTwo Base system EURO

- ActiveTwo AD-box Version7.0
- 2 x Battery box. "Dry Batteries, Not Restricted"
- Charger EUR
- Fiber 10 Meters
- USB2.0 receiver
- USB2.0 cables (1.8 meter)
- Carrying Suitcase and cable rack



### ActiveTwo Base system consisting of the following components:

- ActiveTwo AD-box. Version7.0.
- AD conversion in 24 bit. Sample rate is adjustable: 2048 Hz (all 256+8+sens channels), 4096 Hz (max. 128+8+sens chan. available), 8192 Hz (max. 64+8+sens chan. available) or 16384 Hz (max. 32+8+sens chan. available) sample rate per channel. Analog bandwidth is 1/5th of the selected sample rate. DC coupled amplifier and data transfer to the PC with a single optical fiber. Eight 68-pole IDC fine-pitch electrode connectors for 32-channel electrode sets. Eight 2-pole touchproof connectors for extra flat-type electrodes. Three auxiliary sensor DIN connectors. The AD-box is upgradeable to a maximum of 280 channels at an extra 200,- per channel.
- Aux1 connector (DIN 4-pole) with CMS/DRL reference input.
- 2 x Battery box. 6 Volt. 4500 mAh sealed lead-acid battery with shutdown circuit.
- Charger EURO. Fast charge (< 3.5 hours).
- Fiber of 10 meters. ST-SC style connectors. 62.5-125  $\mu$ M.
- USB2.0 receiver. Trigger in/out connector (16 digital in, 16 digital out).
- USB2.0 cable (1.8 meter)
- Carrying Suitcase and cable rack

---

## ACTIVE2 BASE JPN

12.000,00

### ActiveTwo Base system Japan

- ActiveTwo AD-box Version7.0
- 2 x Battery box. "Dry Batteries, Not Restricted"
- Charger Japan
- Fiber 10 Meters
- USB2.0 receiver
- USB2.0 cables (1.8 meter)
- Carrying Suitcase and cable rack



### ActiveTwo Base system consisting of the following components:

- ActiveTwo AD-box. Version7.0.
  - AD conversion in 24 bit. Sample rate is adjustable: 2048 Hz (all 256+8+sens channels), 4096 Hz (max. 128+8+sens chan. available), 8192 Hz (max. 64+8+sens chan. available) or 16384 Hz (max. 32+8+sens chan. available) sample rate per channel. Analog bandwidth is 1/5th of the selected sample rate. DC coupled amplifier and data transfer to the PC with a single optical fiber. Eight 68-pole IDC fine-pitch electrode connectors for 32-channel electrode sets. Eight 2-pole touchproof connectors for extra flat-type electrodes. Three auxiliary sensor DIN connectors. The AD-box is upgradeable to a maximum of 280 channels at an extra 200,- per channel.
  - Aux1 connector (DIN 4-pole) with CMS/DRL reference input.
  - 2 x Battery box. 6 Volt. 4500 mAh sealed lead-acid battery with shutdown circuit.
  - Charger JPN. Fast charge (< 3.5 hours).
  - Fiber of 10 meters. ST-SC style connectors. 62.5-125  $\mu$ M.
  - USB2.0 receiver. Trigger in/out connector (16 digital in, 16 digital out).
  - USB2.0 cable (1.8 meter)
  - Carrying Suitcase and cable rack
-

## ACTIVE2 BASE UK

12.000,00

ActiveTwo Base system UK

- ActiveTwo AD-box Version7.0
- 2 x Battery box. "Dry Batteries, Not Restricted"
- Charger UK
- Fiber 10 Meters
- USB2.0 receiver
- USB2.0 cables (1.8 meter)
- Carrying Suitcase and cable rack



ActiveTwo Base system consisting of the following components:

- ActiveTwo AD-box. Version7.0.
- AD conversion in 24 bit. Sample rate is adjustable: 2048 Hz (all 256+8+sens channels), 4096 Hz (max. 128+8+sens chan. available), 8192 Hz (max. 64+8+sens chan. available) or 16384 Hz (max. 32+8+sens chan. available) sample rate per channel. Analog bandwidth is 1/5th of the selected sample rate. DC coupled amplifier and data transfer to the PC with a single optical fiber. Eight 68-pole IDC fine-pitch electrode connectors for 32-channel electrode sets. Eight 2-pole touchproof connectors for extra flat-type electrodes. Three auxiliary sensor DIN connectors. The AD-box is upgradeable to a maximum of 280 channels at an extra 200,- per channel.
- Aux1 connector (DIN 4-pole) with CMS/DRL reference input.
- 2 x Battery box. 6 Volt. 4500 mAh sealed lead-acid battery with shutdown circuit.
- Charger UK. Fast charge (< 3.5 hours).
- Fiber of 10 meters. ST-SC style connectors. 62.5-125  $\mu$ m.
- USB2.0 receiver. Trigger in/out connector (16 digital in, 16 digital out).
- USB2.0 cable (1.8 meter)
- Carrying Suitcase and cable rack

---

## ACTIVE2 BASE USA

12.000,00

ActiveTwo Base system USA

- ActiveTwo AD-box Version7.0
- 2 x Battery box. "Dry Batteries, Not Restricted"
- Charger USA
- Fiber 10 Meters
- USB2.0 receiver
- USB2.0 cables (1.8 meter)
- Carrying Suitcase and cable rack



ActiveTwo Base system consisting of the following components:

- ActiveTwo AD-box. Version7.0.
- AD conversion in 24 bit. Sample rate is adjustable: 2048 Hz (all 256+8+sens channels), 4096 Hz (max. 128+8+sens chan. available), 8192 Hz (max. 64+8+sens chan. available) or 16384 Hz (max. 32+8+sens chan. available) sample rate per channel. Analog bandwidth is 1/5th of the selected sample rate. DC coupled amplifier and data transfer to the PC with a single optical fiber. Eight 68-pole IDC fine-pitch electrode connectors for 32-channel electrode sets. Eight 2-pole touchproof connectors for extra flat-type electrodes. Three auxiliary sensor DIN connectors. The AD-box is upgradeable to a maximum of 280 channels at an extra 200,- per channel.
- Aux1 connector (DIN 4-pole) with CMS/DRL reference input.
- 2 x Battery box. 6 Volt. 4500 mAh sealed lead-acid battery with shutdown circuit.
- Charger USA. Fast charge (< 3.5 hours).
- Fiber of 10 meters. ST-SC style connectors. 62.5-125  $\mu$ m.
- USB2.0 receiver. Trigger in/out connector (16 digital in, 16 digital out).
- USB2.0 cable (1.8 meter)
- Carrying Suitcase and cable rack

---


## ACTIVE3 AMPLIFIER MODULE

1.600,00

Amplifier Module for Active3 (8 channels)

Amplifier Module for Active3 (8 channels)

AD conversion with SAR converter in 24 bit. Each module has 8 amplifier channels suitable for EEG, ECG or EMG signals. Sample-rate: 16384 Hz .  
LSB = 31.25 nanoVolt (400 mV peak to peak input range)



**ACTIVE3 BASE**

12.000,00

## Active3 Base system

- Active3 AD-box (maximum 128+8 channels)
- Charger USB-C
- Fiber SC-SC 10 Meters
- USB2.0 receiver
- USB2.0 cables (1.8 meter)
- Carrying Suitcase and cable rack

## Active3 Base system consisting of the following components:

- Active3 AD-box. (maximum 128+8 channels)
- AD conversion with SAR converter in 24 bit. Sample rate is 16384 Hz.  
Analog bandwidth is DC to 5,4 kHz. DC coupled amplifier and data transfer to the PC with a single optical fiber. On the top of the AD-box are 4 electrode connectors each for 32-channel electrode sets and eight 2-pole touchproof connectors for extra TouchProof electrodes. Six universal AUX sensor inputs on the back of the AD-box. The AD-box is upgradeable to a maximum of 128+8 channels at an extra 200,- per channel.
- 2 x standard battery cell type 18650 3.7 Volt Lithium-Ion.
  - Lithium-Ion charger for '18650' type batteries.
  - Fiber of 10 meters. SC-SC style connectors. 62.5-125 uM.
  - USB2.0 receiver. Trigger in/out connector (16 digital in, 12 digital out).
  - USB2.0 cable (1.8 meter)
  - Carrying Suitcase and cable rack.

**ADBOX**

8.850,00

## ActiveTwo AD box

## ActiveTwo AD-box.

- AD conversion in 24 bit. Sample rate is adjustable: 2048 Hz (all 256 channels), 4096 Hz (max. 128 chan. available), 8192 Hz (max. 64 chan. available) or 16384 Hz (max. 32 chan. available) sample rate per channel. Analog bandwidth is 1/5th of the selected sample rate. DC coupled amplifier (+/- 262 mV input range) and data transfer to the PC with a single optical fiber. Eight 68-pole IDC fine-pitch electrode connectors for 32-channel electrode sets. Eight 2-pole touchproof connectors for extra flat-type electrodes. Three auxiliary sensor DIN connectors. The AD-box is upgradeable to a maximum of 256 channels at an extra 200,- per channel.
- Aux1 connector (DIN 4-pole) with CMS/DRL reference input.

**ADBOX A3**

9.950,00

## Active3 AD-box. (maximum 128+8 channels)

AD conversion with SAR converter in 24 bit. Sample rate is 16384 Hz.

## Active3 AD-box. (maximum 128+8 channels)

- AD conversion with SAR converter in 24 bit. Sample rate is 16384 Hz.  
Analog bandwidth is DC to 5,4 kHz. DC coupled amplifier and data transfer to the PC with a single optical fiber. On the top of the AD-box are 4 electrode connectors each for 32-channel electrode sets and eight 2-pole touchproof connectors for extra TouchProof electrodes. Six universal AUX sensor inputs on the back of the AD-box. The AD-box is upgradeable to a maximum of 128+8 channels at an extra 200,- per channel.

**AIB +/- 1Volt**

4.000,00

## Analog Input Box (AIB)

- Input range +/- 1 Volt.
- Including 8 amplifier channels.
- Including optical fiber, 10 meter length.
- Including 6 Volt mains adapter.

## Analog Input Box (AIB) for high-level signals, 8-channel version.

1 AD-box with 1 octal amplifier module. 24 bit AD conversion. Sample-rate is 2048 Hz. Optical input (from subject AD-box) and optical output (to PC). The AIB is upgradeable to a maximum of 32 channels at an extra EUR 200,- per channel. Acquisition software written in LabVIEW, biopotential and extra AIB signals are processed simultaneously and saved in the same file.

- Input range +/- 1 Volt.
- Including 8 amplifier channels.
- Including optical fiber, 10 meter length.
- Including 6 Volt mains adapter.



**AIB RODENT**

6.000,00

**Analog Input Box (AIB) RODENT**

- Input range +/- 1 Volt.
- Excluding amplifier channels.
- Including optical fiber, 10 meter length.
- Including power supply

**Analog Input Box (AIB) RODENT for passive electrodes.**

1 AD-box suitable for 1 to 4 octal amplifier modules, 8-32 channels. 24 bit AD conversion. Sample rate is adjustable: 2048 Hz, 4096 Hz, 8192 Hz or 16384 Hz (daisy chained only 2 kHz) sample rate per channel. Analog bandwidth is 1/5th of the selected sample rate.

- Input range +/- 1 Volt.
- Galvanic isolation with DC-DC converter.
- Not for use on humans.
- Including power supply



**BATBOX**

550,00

**Battery box V4.0. "Dry Batteries, Not Restricted"**

**Battery-box Version4.0**

6 Volt. 4500 mAh sealed lead-acid battery with shutdown circuit. Continuous operation time with 136 channels is > 10 hours.



**BODY HARNESS INFA**

45,00

**Body Harness INFA**

**Body Harness INFA**



**BODY HARNESS L**

45,00

**Body Harness Large (111- 132 cm)**

- Electrocap parts: E3-L (Harness, large) and E13-L (Strap)

**Body Harness Large (111-132 cm)**

- Electrocap parts: E3-L (Harness, large) and E13-L (Strap)



**BODY HARNESS M**

45,00

**Body Harness Medium (76-111 cm)**

- Electrocap parts: E3-M (Harness, medium) and E13-L (Strap)

**Body Harness Medium (76-111 cm)**

- Electrocap parts: E3-M (Harness, medium) and E13-L (Strap)



**BODY HARNESS S**

45,00

Body Harness Small (53-76 cm)

- Electrocap parts: E3-SM (Harness, small) and E13-S (Strap)

Body Harness Small (53-76 cm)

- Electrocap parts: E3-SM (Harness, small) and E13-S (Strap)

**BSPM MODULE**


250,00

Buffer Module for ActiveTwo amplifier.

Each module has 12 buffers suitable for EEG, ECG or EMG signals.

Buffer Module for ActiveTwo amplifier.

Each module has 12 buffers suitable for EEG, ECG or EMG signals.

**BSPM PANEL 1x6**

1.000,00

BSPM electrode panel of 1xstrip6.

1 strip (with 6 electrodes on every strip) on a 9-pole SUB-D connector.

The inter electrode spacing is 45 mm.

BSPM electrode panel of 1xstrip6.

1 strip (with 6 electrodes on every strip) on a 9-pole SUB-D connector.

The inter electrode spacing is 45 mm.


**BSPM PANEL 2X11 1X10**

3.000,00

32 electrodes per panel. Sintered Ag-AgCl electrodes with carbon wires, pre-amplifier integrated in the bottom of the strip.

BSPM carbon electrode panel of 2xstrip11 and 1xstrip10.

2 strips (with 11 electrodes on every strip) and 1 strip (with 10 electrodes) on a 68-pole SCSI connector. 32 electrodes per panel. Sintered Ag-AgCl electrodes with carbon wires, pre-amplifier integrated in the bottom of the strip. The inter electrode spacing is 30 mm.

**BSPM PANEL 2x12**


2.000,00

BSPM carbon electrode panel of 2xstrip12.

2 strips (with 12 electrodes on every strip) on a 68-pole SCSI connector. 24 electrodes per panel. Sintered Ag-AgCl electrodes with carbon wires, pre-amplifier integrated in the bottom of the strip.

BSPM carbon electrode panel of 2xstrip12.

2 strips (with 12 electrodes on every strip) on a 68-pole SCSI connector. 24 electrodes per panel. Sintered Ag-AgCl electrodes with carbon wires, pre-amplifier integrated in the bottom of the strip. The inter electrode spacing is 30 mm.

**BSPM PANEL 2X12 1X8**


3.000,00

BSPM carbon electrode panel of 2xstrip12 and 1xstrip8.

32 electrodes per panel. Sintered Ag-AgCl electrodes with carbon wires, pre-amplifier integrated in the bottom of the strip.

BSPM carbon electrode panel of 2xstrip12 and 1xstrip8.

2 strips (with 12 electrodes on every strip) and 1 strip (with 8 electrodes) on a 68-pole SCSI connector. 32 electrodes per panel. Sintered Ag-AgCl electrodes with carbon wires, pre-amplifier integrated in the bottom of the strip. The inter electrode spacing of the strip12 is 30 mm. The inter electrode spacing of the strip8 is 45 mm.






**BSPM PANEL 2X12 1X8SHORT**

3.000,00

BSPM carbon electrode panel of 2xstrip12 and 1xstrip8SHORT.

32 electrodes per panel. Sintered Ag-AgCl electrodes with carbon wires, pre-amplifier integrated in the bottom of the strip.



BSPM carbon electrode panel of 2xstrip12 and 1xstrip8SHORT.

2 strips (with 12 electrodes on every strip) and 1 strip (with 8 electrodes) on a 68-pole SCSI connector. 32 electrodes per panel. Sintered Ag-AgCl electrodes with carbon wires, pre-amplifier integrated in the bottom of the strip. The inter electrode spacing of the strip12 is 30 mm. The inter electrode spacing of the strip8 SHORT is 30 mm.

---

**BSPM PANEL 2x8**

2.000,00

BSPM electrode panel of 2xstrip8.

2 strips (with 8 electrodes on every strip) on a 68-pole SCSI connector. 32 electrodes per panel. Sintered Ag-AgCl electrodes with carbon wires. Pre-amplifier integrated in the bottom of the strip.



BSPM electrode panel of 2xstrip8.

2 strips (with 8 electrodes on every strip) on a 68-pole SCSI connector. 32 electrodes per panel. Sintered Ag-AgCl electrodes with carbon wires, pre-amplifier integrated in the bottom of the strip. The inter electrode spacing is 45 mm.


---

**BSPM PANEL 4x8**

4.000,00

BSPM electrode panel of 4xstrip8.

4 strips (with 8 electrodes on every strip) on a 68-pole SCSI connector. 32 electrodes per panel. Sintered Ag-AgCl electrodes with carbon wires. Pre-amplifier integrated in the bottom of the strip.



BSPM electrode panel of 4xstrip8.

4 strips (with 8 electrodes on every strip) on a 68-pole SCSI connector. 32 electrodes per panel. Sintered Ag-AgCl electrodes with carbon wires, pre-amplifier integrated in the bottom of the strip. The inter electrode spacing is 45 mm.

---

**BSPM PANEL 4x8 SHORT**

4.000,00

BSPM electrode panel of 4 x strip8 SHORT. 32 electrodes per panel. Sintered Ag-AgCl electrodes with carbon wires, pre-amplifier integrated in the bottom of the strip.

BSPM carbon electrode panel of 4 x strip 8 SHORT.

4 strips (with 8 electrodes on every strip) on a 68-pole SCSI connector. 32 electrodes per panel. Sintered Ag-AgCl electrodes with carbon wires, pre-amplifier integrated in the bottom of the strip. The inter electrode spacing is 30 mm.

---

**CABLE RACK**

30,00

Cable rack for hanging electrode sets to dry after cleaning.

Cable rack for hanging electrode sets to dry after cleaning.



---

**CAP CUSTOM 32**

600,00

Custom Headcap with custom layout. 32 holders.

Custom Headcap with custom layout.  
32+2 installed electrode holders.

**CAP INFA1/2 (NO HOLDERS)** 200,00

Headcap INFA1 (light blue) / INFA2 (pink) by ECI. Layout: 10/20.

Headcap INFA1 (light blue) / INFA2 (pink) by ECI. Layout: 10/20.  
Indication dots according to the 10/20 electrode positioning system.  
No electrode holders installed in cap.

---

**CAP INFA1/2-16** 280,00

Headcap INFA1 (light blue) / INFA2 (pink) Layout: 1020. With 16 electrode holders.

Headcap INFA1 (light blue) / INFA2 (pink) by ECI. Layout: 1020.  
Indication dots according to the 1020 electrode positioning system.  
16+2 installed electrode holders for use with PIN-type active electrodes.

---

**CAP INFA1/2-16-ABC** 280,00

Headcap INFA1 (light blue) / INFA2 (pink). Layout: 10/20, Labeling: ABC. With 16 electrode holders.

Headcap INFA1 (light blue) / INFA2 (pink) by ECI. Layout: 10/20, Labeling: ABC.  
16+2 installed electrode holders for use with PIN-type active electrodes.

---

**CAP INFA1/2-32** 360,00

Headcap INFA1 (light blue) / INFA2 (pink) Layout: 1020. With 32 electrode holders.

Headcap INFA1 (light blue) / INFA2 (pink) by ECI. Layout: 1020.  
Indication dots according to the 1020 electrode positioning system.  
32+2 installed electrode holders for use with PIN-type active electrodes.

---

**CAP INFA1/2-32-ABC** 360,00

Headcap INFA1 (light blue) / INFA2 (pink). Layout: 10/20, Labeling: ABC. With 32 electrode holders.

Headcap INFA1 (light blue) / INFA2 (pink) by ECI. Layout: 10/20, Labeling: ABC.  
32+2 installed electrode holders for use with PIN-type active electrodes.

---

**CAP INFA1/2-64** 520,00

Headcap INFA1 (light blue) / INFA2 (pink) Layout: 10/20. With 64 electrode holders.

Headcap INFA1 (light blue) / INFA2 (pink) by ECI. Layout: 10/20.  
Indication dots according to the 10/20 electrode positioning system.  
64+2 installed electrode holders for use with PIN-type active electrodes.

**CAP INFA1-16**

280,00

Headcap INFA1 (light blue) Layout: 10/20. With 16 electrode holders.

Headcap INFA1 (light blue) by ECI. Layout: 10/20.  
Indication dots according to the 10/20 electrode positioning system.  
16+2 installed electrode holders for use with PIN-type active electrodes.

---

**CAP INFA1-16 ABC**

280,00

Headcap INFA1 (light blue). Layout: 10/20, Labeling: ABC. With 16 electrode holders.

Headcap INFA1 (light blue) by ECI. Layout: 10/20, Labeling: ABC.  
16+2 installed electrode holders for use with PIN-type active electrodes.

---

**CAP INFA1-32**

360,00

Headcap INFA1 (light blue) Layout: 10/20. With 32 electrode holders.

Headcap INFA1 (light blue) by ECI. Layout: 10/20.  
Indication dots according to the 10/20 electrode positioning system.  
32+2 installed electrode holders for use with PIN-type active electrodes.

---

**CAP INFA1-32 ABC**

360,00

Headcap INFA1 (light blue). Layout: 10/20, Labeling: ABC. With 32 electrode holders.

Headcap INFA1 (light blue) by ECI. Layout: 10/20, Labeling: ABC.  
32+2 installed electrode holders for use with PIN-type active electrodes.

---

**CAP INFA1-64**

520,00

Headcap INFA1 (light blue) Layout: 10/20. With 64 electrode holders.

Headcap INFA1 (light blue) by ECI. Layout: 10/20.  
Indication dots according to the 10/20 electrode positioning system.  
64+2 installed electrode holders for use with PIN-type active electrodes.

**CAP INFA1-64 ABC**

520,00

Headcap INFA1 (light blue). Layout: 10/20, Labeling: ABC. With 64 electrode holders.

Headcap INFA1 (light blue) by ECI. Layout: 10/20, Labeling: ABC.  
64+2 installed electrode holders for use with PIN-type active electrodes.

---

**CAP INFA2 (NO HOLDERS)**

200,00

Headcap INFA2 (pink) Layout: 10/20. No Holders

Headcap INFA2 (pink) by ECI. Layout: 10/20.

Indication dots according to the 10/20 electrode positioning system.

No electrode holders installed in cap.

---

**CAP INFA2/3-16**

280,00

Headcap INFA2 (pink) / INFA3 (brown) Layout: 10/20. With 16 electrode holders.

Headcap INFA2 (pink) / INFA3 (brown) by ECI. Layout: 10/20.

Indication dots according to the 10/20 electrode positioning system.

16+2 installed electrode holders for use with PIN-type active electrodes.

---

**CAP INFA2/3-16 ABC**

280,00

Headcap INFA2 (pink) / INFA3 (brown) Layout: 10/20, Labeling: ABC. With 16 electrode holders.

Headcap INFA2 (pink) / INFA3 (brown) by ECI. Layout: 10/20, Labeling: ABC.

Indication dots according to the 10/20 electrode positioning system.

16+2 installed electrode holders for use with PIN-type active electrodes.

---

**CAP INFA2/3-32**

360,00

Headcap INFA2 (pink) / INFA3 (brown) Layout: 10/20. With 32 electrode holders.

Headcap INFA2 (pink) / INFA3 (brown) by ECI. Layout: 10/20.

Indication dots according to the 10/20 electrode positioning system.

32+2 installed electrode holders for use with PIN-type active electrodes.

---

**CAP INFA2/3-64**

520,00

Headcap INFA2 (pink) / INFA 3 (brown) layout 10/20. With 64 electrode holders

Headcap INFA2 (pink) / INFA 3 (brown) by ECI. Layout: 10/20.

Indication dots according to the 10/20 electrode positioning system.

64+2 installed electrode holders for use with PIN-type active electrodes.



---

**CAP INFA2-16**

280,00

Headcap INFA2 (pink) Layout: 10/20. With 16 electrode holders.

Headcap INFA2 (pink) by ECI. Layout: 10/20.

Indication dots according to the 10/20 electrode positioning system.

16+2 installed electrode holders for use with PIN-type active electrodes.

**CAP INFA2-16 ABC**

280,00

Headcap INFA2 (pink) Layout: 10/20, Labeling: ABC. With 16 electrode holders.

Headcap INFA2 (pink) by ECI. Layout: 10/20, Labeling: ABC.  
Indication dots according to the 10/20 electrode positioning system.  
16+2 installed electrode holders for use with PIN-type active electrodes.

---

**CAP INFA2-32**

360,00

Headcap INFA2 (pink) Layout: 10/20. With 32 electrode holders.

Headcap INFA2 (pink) by ECI. Layout: 10/20.  
Indication dots according to the 10/20 electrode positioning system.  
32+2 installed electrode holders for use with PIN-type active electrodes.

---

**CAP INFA2-64**

520,00

Headcap INFA2 (pink) Layout: 10/20. With 64 electrode holders.

Headcap INFA2 (pink) by ECI. Layout: 10/20.  
Indication dots according to the 10/20 electrode positioning system.  
64+2 installed electrode holders for use with PIN-type active electrodes.

---

**CAP INFA2-64 ABC**

520,00

Headcap INFA2 (pink). Layout: 10/20, Labeling: ABC. With 64 electrode holders.

Headcap INFA2 (pink) by ECI. Layout: 10/20, Labeling: ABC.  
64+2 installed electrode holders for use with PIN-type active electrodes.

---

**CAP INFA3 (NO HOLDERS)**

200,00

Headcap INFA3 (brown) by ECI. Layout: 10/20. No holders.

Headcap INFA3 (brown) by ECI. Layout: 10/20.  
Indication dots according to the 10/20 electrode positioning system.  
No electrode holders installed in cap.

---

**CAP INFA3-16**

280,00

Headcap INFA3 (brown) Layout: 10/20. With 16 electrode holders.

Headcap INFA3 (brown) by ECI. Layout: 10/20.  
Indication dots according to the 10/20 electrode positioning system.  
16+2 installed electrode holders for use with PIN-type active electrodes.

---

**CAP INFA3-32**

360,00

Headcap INFA3 (brown) Layout: 10/20. With 32 electrode holders.

Headcap INFA3 (brown) by ECI. Layout: 10/20.  
Indication dots according to the 10/20 electrode positioning system.  
32+2 installed electrode holders for use with PIN-type active electrodes.

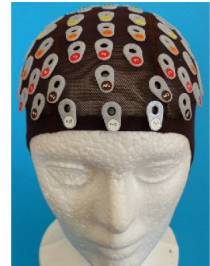
---

**CAP INFA3-64**

520,00

Headcap INFA3 (brown) Layout: 10/20. With 64 electrode holders.

Headcap INFA3 (brown) by ECI. Layout: 10/20.  
Indication dots according to the 10/20 electrode positioning system.  
64+2 installed electrode holders for use with PIN-type active electrodes.



---

**CAP INFA3-64 ABC**

520,00

Headcap INFA3 (brown). Layout: 10/20, Labeling: ABC. With 64 electrode holders.

Headcap INFA3 (brown) by ECI. Layout: 10/20, Labeling: ABC.  
64+2 installed electrode holders for use with PIN-type active electrodes.

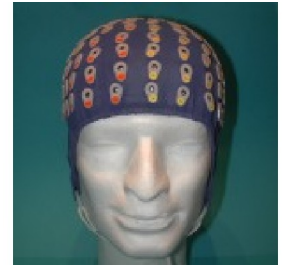
---

**CAP L128**

840,00

Headcap Large (blue). Layout: radial, Labeling: ABC. With 128 electrode holders.

Headcap Large (blue). Layout: radial, Labeling: ABC.  
128+2 installed electrode holders for use with PIN-type active electrodes.



---

**CAP L128 (NO HOLDERS)**

200,00

Headcap Large (blue). Layout: radial.

Headcap Large (blue). Layout: radial.  
128 Indication dots according to the ABC electrode positioning system.  
No electrode holders installed in cap.



---

**CAP L128 EXT1020 ABC**

840,00

Headcap Large (blue). Layout: 1020, Labeling: ABC. With 128 electrode holders.

Headcap Large (blue). Layout: 1020, Labeling: ABC.  
128+2 installed electrode holders for use with PIN-type active electrodes.

**CAP L144**

920,00

Headcap Large (blue). Layout: radial, Labeling: ABC. With 144 electrode holders.

Headcap Large (blue). Layout: radial, Labeling: ABC.  
Indication dots according to the ABC equidistant electrode positioning system.  
144+2 installed electrode holders for use with PIN-type active electrodes.

---

**CAP L16**

280,00

Headcap Large (blue) Layout: 10/20. With 16 electrode holders.

Headcap Large (blue) by ECI. Layout: 10/20.  
Indication dots according to the 10/20 electrode positioning system.  
16+2 installed electrode holders for use with PIN-type active electrodes.

---

**CAP L160**

1.000,00

Headcap Large (blue). Layout: radial, Labeling: ABC. With 160 electrode holders.

Headcap Large (blue). Layout: radial, Labeling: ABC.  
Indication dots according to the ABC equidistant electrode positioning system.  
160+2 installed electrode holders for use with PIN-type active electrodes.

---

**CAP L160 (NO HOLDERS)**

200,00

Headcap Large (blue). Layout: radial.

Headcap Large (blue). Layout: radial.  
160 Indication dots according to the ABC electrode positioning system.  
No electrode holders installed in cap.

---

**CAP L256**

1.480,00

Headcap Large (blue). Layout: radial, Labeling: ABC. With 256 electrode holders.

Headcap Large (blue). Layout: radial, Labeling: ABC.  
Indication dots according to the ABC equidistant electrode positioning system.  
256+2 installed electrode holders for use with PIN-type active electrodes.

**CAP L32**

360,00

Headcap Large (blue) Layout: 10/20. With 32 electrode holders.

Headcap Large (blue) by ECI. Layout: 10/20.  
Indication dots according to the 10/20 electrode positioning system.  
32+2 installed electrode holders for use with PIN-type active electrodes.



**CAP L32 ABC**

360,00

Headcap Large (blue). Layout: 10/20, Labeling: ABC. With 32 electrode holders.

Headcap Large (blue) by ECI. Layout: 10/20, Labeling: ABC.  
32+2 installed electrode holders for use with PIN-type active electrodes.

---

**CAP L64**

520,00

Headcap Large (blue) Layout: 10/20. With 64 electrode holders.

Headcap Large (blue) by ECI. Layout: 10/20.  
Indication dots according to the 10/20 electrode positioning system.  
64+2 installed electrode holders for use with PIN-type active electrodes.

---

**CAP L64 (NO HOLDERS)**

200,00

Headcap Large (blue) Layout: 10/20.

Headcap Large (blue) by ECI. Layout: 10/20.  
64 Indication dots according to the 10/20 electrode positioning system.  
No electrode holders installed in cap.

---

**CAP L64 ABC**

520,00

Headcap Large (blue). Layout: 10/20, Labeling: ABC. With 64 electrode holders.

Headcap Large (blue) by ECI. Layout: 10/20, Labeling: ABC.  
64+2 installed electrode holders for use with PIN-type active electrodes.

---

**CAP L64 SURG (NO HOLDERS)**

200,00

Headcap Large (blue) Surgical style. Layout: 10/20.

Headcap Large (blue) Surgical style by ECI. Layout: 10/20.  
64 Indication dots according to the 10/20 electrode positioning system.  
No electrode holders installed in cap.

---

**CAP LXL128**

840,00

Headcap Large/ExtraLarge (blue/brown). Layout: radial, Labeling: ABC. With 128 electrode holders.

Headcap Large/ExtraLarge (blue/brown). Layout: radial, Labeling: ABC.  
Indication dots according to the ABC equidistant electrode positioning system.  
128+2 installed electrode holders for use with PIN-type active electrodes.

---



**CAP LXL16**

280,00

Headcap Large/ExtraLarge (blue/brown) Layout: 10/20. With 16 electrode holders.

Headcap Large/ExtraLarge (blue/brown) by ECI. Layout: 10/20.  
Indication dots according to the 10/20 electrode positioning system.  
16+2 installed electrode holders for use with PIN-type active electrodes.

---

**CAP LXL256**

1.480,00

Headcap Large/ExtraLarge (blue/brown). Layout: radial, Labeling: ABC. With 256 electrode holders.

Headcap Large/ExtraLarge (blue/brown). Layout: radial, Labeling: ABC.  
Indication dots according to the ABC equidistant electrode positioning system.  
256+2 installed electrode holders for use with PIN-type active electrodes.

---

**CAP LXL32**

360,00

Headcap Large/ExtraLarge (blue/brown) Layout: 10/20. With 32 electrode holders.

Headcap Large/ExtraLarge (blue/brown) by ECI. Layout: 10/20.  
Indication dots according to the 10/20 electrode positioning system.  
32+2 installed electrode holders for use with PIN-type active electrodes.

---

**CAP LXL64**

520,00

Headcap Large/ExtraLarge (blue/brown) Layout: 10/20. With 64 electrode holders.

Headcap Large/ExtraLarge (blue/brown) by ECI. Layout: 10/20.  
Indication dots according to the 10/20 electrode positioning system.  
64+2 installed electrode holders for use with PIN-type active electrodes.

---

**CAP LXL64 ABC**

520,00

Headcap Large/ExtraLarge (blue/brown). Layout: 10/20, Labeling: ABC. With 64 electrode holders.

Headcap Large/ExtraLarge (blue/brown) by ECI. Layout: 10/20, Labeling: ABC.  
64+2 installed electrode holders for use with PIN-type active electrodes.

---

**CAP M128**

840,00

Headcap Medium (red). Layout: radial, Labeling: ABC. With 128 electrode holders.

Headcap Medium (red). Layout: radial, Labeling: ABC.  
Indication dots according to the ABC equidistant electrode positioning system.  
128+2 installed electrode holders for use with PIN-type active electrodes.

---

**CAP M128 (NO HOLDERS)** 200,00

Headcap Medium (red). Layout: radial.

Headcap Medium (red). Layout: radial.  
128 Indication dots according to the ABC electrode positioning system.  
No electrode holders installed in cap.

---

**CAP M128 EXT1020 ABC** 840,00

Headcap Medium (red). Layout: 1020, Labeling: ABC. With 128 electrode holders.

Headcap Medium (red). Layout: radial, Labeling: ABC.  
Indication dots according to the 1020 electrode positioning system.  
128+2 installed electrode holders for use with PIN-type active electrodes.

---

**CAP M128 SURG** 840,00

Headcap Medium (red) Surgical style. Layout: radial, Labeling: ABC. With 128 electrode holders.

Headcap Medium (red) Surgical style by ECI. Layout: radial, Labeling: ABC.  
Indication dots according to the ABC equidistant electrode positioning system.  
128+2 installed electrode holders for use with PIN-type active electrodes.

---

**CAP M144** 920,00

Headcap Medium (red). Layout: radial, Labeling: ABC. With 144 electrode holders.

Headcap Medium (red). Layout: radial, Labeling: ABC.  
Indication dots according to the ABC equidistant electrode positioning system.  
144+2 installed electrode holders for use with PIN-type active electrodes.

---

**CAP M16** 280,00

Headcap Medium (red) Layout: 10/20. With 16 electrode holders.

Headcap Medium (red) by ECI. Layout: 10/20.  
Indication dots according to the 10/20 electrode positioning system.  
16+2 installed electrode holders for use with PIN-type active electrodes.

---

**CAP M160** 1.000,00

Headcap Medium (red). Layout: radial, Labeling: ABC. With 160 electrode holders.

Headcap Medium (red). Layout: radial, Labeling: ABC.  
Indication dots according to the ABC equidistant electrode positioning system.  
160+2 installed electrode holders for use with PIN-type active electrodes.

**CAP M160 (NO HOLDERS)** 200,00

Headcap Medium (red). Layout: radial.

Headcap Medium (red). Layout: radial.  
160 Indication dots according to the ABC electrode positioning system.  
No electrode holders installed in cap.

---

**CAP M192 SURG** 1.160,00

Headcap Medium (red) Surgical style. Layout: radial, Labeling: ABC. With 192 electrode holders.

Headcap Medium (red) Surgical style by ECI. Layout: radial, Labeling: ABC.  
Indication dots according to the ABC equidistant electrode positioning system.  
192+2 installed electrode holders for use with PIN-type active electrodes.

---

**CAP M256** 1.480,00

Headcap Medium (red). Layout: radial, Labeling: ABC. With 256 electrode holders.

Headcap Medium (red) by ECI. Layout: radial, Labeling: ABC.  
Indication dots according to the ABC equidistant electrode positioning system.  
256+2 installed electrode holders for use with PIN-type active electrodes.

---

**CAP M256 (NO HOLDERS)** 200,00

Headcap Medium (red) by ECI. Layout: radial.  
Indication dots according to the ABC equidistant electrode positioning system.  
No electrode holders installed in cap.

Headcap Medium (red) by ECI. Layout: radial.  
Indication dots according to the ABC equidistant electrode positioning system.  
No electrode holders installed in cap.

---

**CAP M32** 360,00

Headcap Medium (red) Layout: 10/20. With 32 electrode holders.

Headcap Medium (red) by ECI. Layout: 10/20.  
Indication dots according to the 10/20 electrode positioning system.  
32+2 installed electrode holders for use with PIN-type active electrodes.

---

**CAP M32 ABC** 360,00

Headcap Medium (red). Layout: 10/20, Labeling: ABC. With 32 electrode holders.

Headcap Medium (red) by ECI. Layout: 10/20, Labeling: ABC.  
32+2 installed electrode holders for use with PIN-type active electrodes.

**CAP M64**

520,00

Headcap Medium (red) Layout: 10/20. With 64 electrode holders.

Headcap Medium (red) by ECI. Layout: 10/20.  
Indication dots according to the 10/20 electrode positioning system.  
64+2 installed electrode holders for use with PIN-type active electrodes.



---

**CAP M64 (NO HOLDERS)**

200,00

Headcap Medium (red) Layout: 10/20.

Headcap Medium (red) by ECI. Layout: 10/20.  
64 Indication dots according to the 10/20 electrode positioning system.  
No electrode holders installed in cap.



---

**CAP M64 ABC**

520,00

Headcap Medium (red). Layout: 10/20, Labeling: ABC. With 64 electrode holders.

Headcap Medium (red) by ECI. Layout: 10/20, Labeling: ABC.  
64+2 installed electrode holders for use with PIN-type active electrodes.

---

**CAP M64 SURG**

520,00

Headcap Medium (red) Surgical style. Layout: 10/20, Labeling: 1020. With 64 electrode holders.

Headcap Medium (red) Surgical style by ECI.  
Layout: 10/20, Labeling: 1020.  
64+2 installed electrode holders for use with PIN-type active electrodes.

---

**CAP M64 SURG (NO HOLDERS)**

200,00

Headcap Medium (red) Surgical style. Layout: 10/20.

Headcap Medium (red) Surgical style by ECI. Layout: 10/20.  
64 Indication dots according to the 10/20 electrode positioning system.  
No electrode holders installed in cap.

---

**CAP M64 SURG ABC**

520,00

Headcap Medium (red) Surgical style. Layout: 10/20, Labeling: ABC. With 64 electrode holders.

Headcap Medium (red) Surgical style by ECI.  
Layout: 10/20, Labeling: ABC.  
64+2 installed electrode holders for use with PIN-type active electrodes.

---

**CAP ML128**

840,00

Headcap Medium/Large (red/blue). Layout: radial, Labeling: ABC. With 128 electrode holders.

Headcap Medium/Large (red/blue) by ECI. Layout: radial, Labeling: ABC.  
Indication dots according to the ABC equidistant electrode positioning system.  
128+2 installed electrode holders for use with PIN-type active electrodes.

---

**CAP ML128 (NO HOLDERS)**

200,00

Headcap Medium/Large (red/blue). Layout: radial.

Headcap Medium/Large (red/blue). Layout: radial.  
128 Indication dots according to the ABC electrode positioning system.  
No electrode holders installed in cap.

---

**CAP ML128 SURG**

840,00

Headcap Medium/Large (red/blue) Surgical style. Layout: radial, Labeling: ABC. With 128 electrode holders.

Headcap Medium/Large (red/blue) Surgical style by ECI. Layout: radial, Labeling: ABC.  
Indication dots according to the ABC equidistant electrode positioning system.  
128+2 installed electrode holders for use with PIN-type active electrodes.

---

**CAP ML144**

920,00

Headcap Medium/Large (red/blue). Layout: radial, Labeling: ABC. With 144 electrode holders.

Headcap Medium/Large (red/blue). Layout: radial, Labeling: ABC.  
Indication dots according to the ABC equidistant electrode positioning system.  
144+2 installed electrode holders for use with PIN-type active electrodes.

---

**CAP ML16**

280,00

Headcap Medium/Large (red/blue) Layout: 10/20. With 16 electrode holders.

Headcap Medium/Large (red/blue) by ECI. Layout: 10/20.  
Indication dots according to the 10/20 electrode positioning system.  
16+2 installed electrode holders for use with PIN-type active electrodes.

---

**CAP ML16 ABC**

280,00

Headcap Medium/Large (red/blue). Layout: 10/20, Labeling: ABC. With 16 electrode holders.

Headcap Medium/Large (red/blue). Layout: 10/20, Labeling: ABC.  
16+2 installed electrode holders for use with PIN-type active electrodes.

**CAP ML160**

1.000,00

Headcap Medium/Large (red/blue). Layout: radial, Labeling: ABC. With 160 electrode holders.

Headcap Medium/Large (red/blue). Layout: radial, Labeling: ABC.  
Indication dots according to the ABC equidistant electrode positioning system.  
160+2 installed electrode holders for use with PIN-type active electrodes.

---

**CAP ML160 (NO HOLDERS)**

200,00

Headcap Medium/Large (red/blue). Layout: radial.

Headcap Medium/Large (red/blue). Layout: radial.  
160 Indication dots according to the ABC electrode positioning system.  
No electrode holders installed in cap.

---

**CAP ML256**

1.480,00

Headcap Medium/Large (red/blue). Layout: radial, Labeling: ABC. With 256 electrode holders.

Headcap Medium/Large (red/blue). Layout: radial, Labeling: ABC.  
Indication dots according to the ABC equidistant electrode positioning system.  
256+2 installed electrode holders for use with PIN-type active electrodes.

---

**CAP ML256 (NO HOLDERS)**

200,00

Headcap Medium/Large (red/blue) by ECI. Layout: radial.  
Indication dots according to the ABC equidistant electrode positioning system.  
No electrode holders installed in cap.

Headcap Medium/Large (red/blue) by ECI. Layout: radial.  
Indication dots according to the ABC equidistant electrode positioning system.  
No electrode holders installed in cap.

---

**CAP ML32**

360,00

Headcap Medium/Large (red/blue) Layout: 10/20. With 32 electrode holders.

Headcap Medium/Large (red/blue) by ECI. Layout: 10/20.  
Indication dots according to the 10/20 electrode positioning system.  
32+2 installed electrode holders for use with PIN-type active electrodes.

---

**CAP ML32 ABC**

360,00

Headcap Medium/Large (red/blue). Layout: 10/20, Labeling: ABC. With 32 electrode holders.

Headcap Medium/Large (red/blue). Layout: 10/20, Labeling: ABC.  
32+2 installed electrode holders for use with PIN-type active electrodes.

**CAP ML64**

520,00

Headcap Medium/Large (red/blue) Layout: 10/20. With 64 electrode holders.

Headcap Medium/Large (red/blue) by ECI. Layout: 10/20.  
Indication dots according to the 10/20 electrode positioning system.  
64+2 installed electrode holders for use with PIN-type active electrodes.

---

**CAP ML64 (NO HOLDERS)**

200,00

Headcap Medium/Large (red/blue) Layout: 10/20.

Headcap Medium/Large (red/blue) by ECI. Layout: 10/20.  
64 Indication dots according to the 10/20 electrode positioning system.  
No electrode holders installed in cap.

---

**CAP ML64 ABC**

520,00

Headcap Medium/Large (red/blue). Layout: 10/20, Labeling: ABC. With 64 electrode holders.

Headcap Medium/Large (red/blue). Layout: 10/20, Labeling: ABC.  
64+2 installed electrode holders for use with PIN-type active electrodes.

---

**CAP ML64 SURG**

520,00

Headcap Medium/Large (red/blue) Surgical style. Layout: 10/20, With 64 electrode holders.

Headcap Medium/Large (red/blue) by ECI, Surgical style, Layout: 10/20,  
Indication dots according to the 10/20 electrode positioning system.  
64+2 installed electrode holders for use with PIN-type active electrodes.

---

**CAP ML64 SURG (NO HOLDERS)**

200,00

Headcap Medium/Large (red/blue) Surgical style. Layout: 10/20.

Headcap Medium/Large (red/blue) Surgical style by ECI. Layout: 10/20.  
64 Indication dots according to the 10/20 electrode positioning system.  
No electrode holders installed in cap.

---

**CAP MS128**

840,00

Headcap Medium/Small (red/yellow). Layout: radial, Labeling: ABC. With 128 electrode holders.

Headcap Medium/Small (red/yellow). Layout: radial, Labeling: ABC.  
Indication dots according to the ABC equidistant electrode positioning system.  
128+2 installed electrode holders for use with PIN-type active electrodes.

**CAP MS128 (NO HOLDERS)**

200,00

Headcap Medium/Small (red/yellow). Layout: radial.

Headcap Medium/Small (red/yellow). Layout: radial.

128 Indication dots according to the ABC electrode positioning system.

No electrode holders installed in cap.

---

**CAP MS128 SURG**

840,00

Headcap Medium/Small (red/yellow) Surgical style. Layout: radial, Labeling: ABC. With 128 electrode holders.

Headcap Medium/Small (red/yellow) Surgical style. Layout: radial, Labeling: ABC.

Indication dots according to the ABC equidistant electrode positioning system.

128+2 installed electrode holders for use with PIN-type active electrodes.

---

**CAP MS16**

280,00

Headcap Medium/Small (red/yellow) Layout: 10/20. With 16 electrode holders.

Headcap Medium/Small (red/yellow) by ECI. Layout: 10/20.

Indication dots according to the 10/20 electrode positioning system.

16+2 installed electrode holders for use with PIN-type active electrodes.

---

**CAP MS160**

1.000,00

Headcap Medium/Small (red/yellow). Layout: radial, Labeling: ABC. With 160 electrode holders.

Headcap Medium/Small (red/yellow). Layout: radial, Labeling: ABC.

Indication dots according to the ABC equidistant electrode positioning system.

160+2 installed electrode holders for use with PIN-type active electrodes.

---

**CAP MS192 SURG**

1.160,00

Headcap Medium/Small (red/yellow) Surgical style. Layout: radial, Labeling: ABC. With 192 electrode holders.

Headcap Medium/Small (red/yellow) Surgical style. Layout: radial, Labeling: ABC.

Indication dots according to the ABC equidistant electrode positioning system.

192+2 installed electrode holders for use with PIN-type active electrodes.

---

**CAP MS256**

1.480,00

Headcap Medium/Small (red/yellow). Layout: radial, Labeling: ABC. With 256 electrode holders.

Headcap Medium/Small (red/yellow). Layout: radial, Labeling: ABC.

Indication dots according to the ABC equidistant electrode positioning system.

256+2 installed electrode holders for use with PIN-type active electrodes.



**CAP MS256 (NO HOLDERS)**

200,00

Headcap Medium/Small (red/yellow) by ECI. Layout: radial.  
Indication dots according to the ABC equidistant electrode positioning system.  
No electrode holders installed in cap.

Headcap Medium/Small (red/yellow) by ECI. Layout: radial.  
Indication dots according to the ABC equidistant electrode positioning system.  
No electrode holders installed in cap.

---

**CAP MS32**

360,00

Headcap Medium/Small (red/yellow) Layout: 10/20. With 32 electrode holders.

Headcap Medium/Small (red/yellow) by ECI. Layout: 10/20.  
Indication dots according to the 10/20 electrode positioning system.  
32+2 installed electrode holders for use with PIN-type active electrodes.

---

**CAP MS32 ABC**

360,00

Headcap Medium/Small (red/yellow). Layout: 10/20, Labeling: ABC. With 32 electrode holders.

Headcap Medium/Small (red/yellow) by ECI. Layout: 10/20, Labeling: ABC.  
32+2 installed electrode holders for use with PIN-type active electrodes.

---

**CAP MS64**

520,00

Headcap Medium/Small (red/yellow) Layout: 10/20. With 64 electrode holders.

Headcap Medium/Small (red/yellow) by ECI. Layout: 10/20.  
Indication dots according to the 10/20 electrode positioning system.  
64+2 installed electrode holders for use with PIN-type active electrodes.

---

**CAP MS64 (NO HOLDERS)**

200,00

Headcap Medium/Small (red/yellow) Layout: 10/20.

Headcap Medium/Small (red) by ECI. Layout: 10/20.  
64 Indication dots according to the 10/20 electrode positioning system.  
No electrode holders installed in cap.

---

**CAP MS64 ABC**

520,00

Headcap Medium/Small (red/yellow). Layout: 10/20, Labeling: ABC. With 64 electrode holders.

Headcap Medium/Small (red/yellow). Layout: 10/20, Labeling: ABC.  
64+2 installed electrode holders for use with PIN-type active electrodes.

---

**CAP MS64 SURG (NO HOLDERS)**

200,00

Headcap Medium/Small (red/yellow) Surgical style. Layout: 10/20.

Headcap Medium/Small (red) Surgical style by ECI. Layout: 10/20.  
64 Indication dots according to the 10/20 electrode positioning system.  
No electrode holders installed in cap.

---

**CAP S128**

840,00

Headcap Small (yellow). Layout: radial, Labeling: ABC. With 128 electrode holders.

Headcap Small (yellow). Layout: radial, Labeling: ABC.  
128 Indication dots according to the ABC equidistant electrode positioning system.  
128+2 installed electrode holders for use with PIN-type active electrodes.

---

**CAP S128 (NO HOLDERS)**

200,00

Headcap Small (yellow). Layout: radial.

Headcap Small (Yellow). Layout: radial, Labeling: ABC.  
128 Indication dots according to the ABC electrode positioning system.  
No electrode holders installed in cap.

---

**CAP S128 EXT1020 ABC**

840,00

Headcap Small (yellow). Layout: 1020, Labeling: ABC. With 128 electrode holders.

Headcap Small (yellow). Layout: 1020, Labeling: ABC.  
Indication dots according to the ABC electrode positioning system.  
128+2 installed electrode holders for use with PIN-type active electrodes.

---

**CAP S128 SURG**

840,00

Headcap Small (yellow) Surgical style. Layout: radial, Labeling: ABC. With 128 electrode holders.

Headcap Small (yellow) Surgical style. Layout: radial, Labeling: ABC.  
Indication dots according to the ABC equidistant electrode positioning system.  
128+2 installed electrode holders for use with PIN-type active electrodes.

---

**CAP S16**

280,00

Headcap Small (yellow) Layout: 10/20. With 16 electrode holders.

Headcap Small (yellow) by ECI. Layout: 10/20.  
Indication dots according to the 10/20 electrode positioning system.  
16+2 installed electrode holders for use with PIN-type active electrodes.

**CAP S160**

1.000,00

Headcap Small (yellow). Layout: radial, Labeling: ABC. With 160 electrode holders.

Headcap Small (yellow). Layout: radial, Labeling: ABC.  
Indication dots according to the ABC equidistant electrode positioning system.  
160+2 installed electrode holders for use with PIN-type active electrodes.

---

**CAP S160 (NO HOLDERS)**

200,00

Headcap Small (Yellow). Layout: radial.

Headcap Small (Yellow). Layout: radial.  
160 Indication dots according to the ABC electrode positioning system.  
No electrode holders installed in cap.

---

**CAP S192 SURG**

1.160,00

Headcap Small (yellow) Surgical style. Layout: radial, Labeling: ABC. With 192 electrode holders.

Headcap Small (yellow) Surgical style. Layout: radial, Labeling: ABC.  
Indication dots according to the ABC equidistant electrode positioning system.  
192+2 installed electrode holders for use with PIN-type active electrodes.

---

**CAP S256**

1.480,00

Headcap Small (Yellow). Layout: radial, Labeling: ABC. With 256 electrode holders.

Headcap Small (yellow). Layout: radial, Labeling: ABC.  
Indication dots according to the ABC equidistant electrode positioning system.  
256+2 installed electrode holders for use with PIN-type active electrodes.

---

**CAP S32**

360,00

Headcap Small (yellow) Layout: 10/20. With 32 electrode holders.

Headcap Small (yellow) by ECI. Layout: 10/20.  
Indication dots according to the 10/20 electrode positioning system.  
32+2 installed electrode holders for use with PIN-type active electrodes.

---

**CAP S32 ABC**

360,00

Headcap Small (yellow). Layout: 10/20, Labeling: ABC. With 32 electrode holders.

Headcap Small (yellow). Layout: 10/20, Labeling: ABC.  
32+2 installed electrode holders for use with PIN-type active electrodes.

---

**CAP S64**

520,00

Headcap Small (yellow) Layout: 10/20. With 64 electrode holders.

Headcap Small (yellow) by ECI. Layout: 10/20.  
 Indication dots according to the 10/20 electrode positioning system.  
 64+2 installed electrode holders for use with PIN-type active electrodes.

**CAP S64 (NO HOLDERS)**

200,00

Headcap Small (yellow) Layout: 10/20.

Headcap Small (yellow) by ECI. Layout: 10/20.  
 64 Indication dots according to the 10/20 electrode positioning system.  
 No electrode holders installed in cap.

**CAP S64 ABC**

520,00

Headcap Small (yellow). Layout: 10/20. Labeling: ABC. With 64 electrode holders.

Headcap Small (yellow). Layout: 10/20, Labeling: ABC.  
 Indication dots according to the 10/20 electrode positioning system.  
 64+2 installed electrode holders for use with PIN-type active electrodes.

**CAP S64 SURG (NO HOLDERS)**

200,00

Headcap Small (yellow) Surgical style. Layout: 10/20.

Headcap Small (yellow) Surgical style by ECI. Layout: 10/20.  
 64 Indication dots according to the 10/20 electrode positioning system.  
 No electrode holders installed in cap.

**CAP STRAP 5"**

10,00

Velcro chin strap for headcaps. E23-5. Length 5". For cap sizes Medium and smaller.

Velcro chin strap for headcaps. E23-5. Length 5". For cap sizes Medium and smaller.

**CAP STRAP 7"**

10,00

Velcro chin strap for headcaps. E23-7. Length 7". For cap sizes Medium/Large and larger.

Velcro chin strap for headcaps. E23-7. Length 7". For cap sizes Medium/Large and larger.



**CAP SXS128**

840,00

Headcap Small / Extra Small (yellow/green). Layout: radial, Labeling: ABC. With 128 electrode holders.

Headcap Small / Extra Small (yellow/green). Layout: radial, Labeling: ABC.  
Indication dots according to the ABC equidistant electrode positioning system.  
128+2 installed electrode holders for use with PIN-type active electrodes.

---

**CAP SXS16**

280,00

Headcap Small / Extra Small (yellow/green) Layout: 10/20. With 16 electrode holders.

Headcap Small / Extra Small (yellow/green) by ECI. Layout: 10/20.  
Indication dots according to the 10/20 electrode positioning system.  
16+2 installed electrode holders for use with PIN-type active electrodes.

---

**CAP SXS32**

360,00

Headcap Small / Extra Small (yellow/green) Layout: 10/20. With 32 electrode holders.

Headcap Small / Extra Small (yellow/green) by ECI. Layout: 10/20.  
Indication dots according to the 10/20 electrode positioning system.  
32+2 installed electrode holders for use with PIN-type active electrodes.

---

**CAP SXS32 ABC**

360,00

Headcap Small / Extra Small (yellow/green) Layout: ABC. With 32 electrode holders.

Headcap Small / Extra Small (yellow/green) by ECI. Layout: ABC.  
Indication dots according to the ABC electrode positioning system.  
32+2 installed electrode holders for use with PIN-type active electrodes.

---

**CAP SXS64**

520,00

Headcap Small / Extra Small (yellow/green) Layout: 10/20. With 64 electrode holders.

Headcap Small / Extra Small (yellow/green) by ECI. Layout: 10/20.  
Indication dots according to the 10/20 electrode positioning system.  
64+2 installed electrode holders for use with PIN-type active electrodes.

---

**CAP SXS64 (NO HOLDERS)**

200,00

Headcap Small / Extra Small (yellow/green) Layout: 10/20.

Headcap Small / Extra Small (yellow/green) by ECI. Layout: 10/20.  
64 Indication dots according to the 10/20 electrode positioning system.  
No electrode holders installed in cap.

---

**CAP SXS64 ABC**

520,00

Headcap Small / Extra Small (yellow/green) Layout: 10/20. Labelling: ABC. With 64 electrode holders.

Headcap Small / Extra Small (yellow/green) by ECI. Layout: 10/20. Labelling: ABC.  
Indication dots according to the 10/20 electrode positioning system.  
64+2 installed electrode holders for use with PIN-type active electrodes.

---

**CAP XL256**

1.480,00

Headcap Extra Large (brown). Layout: radial, Labeling: ABC. With 256 electrode holders.

Headcap Extra Large (brown). Layout: radial, Labeling: ABC.  
Indication dots according to the ABC equidistant electrode positioning system.  
256+2 installed electrode holders for use with PIN-type active electrodes.

---

**CAP XL32**

360,00

Headcap Extra Large (brown) Layout: 10/20. With 32 electrode holders.

Headcap ExtraLarge (brown) by ECI. Layout: 10/20.  
Indication dots according to the 10/20 electrode positioning system.  
32+2 installed electrode holders for use with PIN-type active electrodes.

---

**CAP XL64**

520,00

Headcap Extra Large (brown) Layout: 10/20. With 64 electrode holders.

Headcap ExtraLarge (brown) by ECI. Layout: 10/20.  
Indication dots according to the 10/20 electrode positioning system.  
64+2 installed electrode holders for use with PIN-type active electrodes.

---

**CAP XL64 (NO HOLDERS)**

200,00

Headcap Extra Large (brown) Layout: 10/20.

Headcap Extra Large (brown) by ECI. Layout: 10/20.  
64 Indication dots according to the 10/20 electrode positioning system.  
No electrode holders installed in cap.

---

**CAP XL64 ABC**

520,00

Headcap ExtraLarge (brown). Layout: 10/20, Labeling: ABC. With 64 electrode holders.

Headcap ExtraLarge (brown). Layout: 10/20, Labeling: ABC. With 64 electrode holders.

**CAP XS/INFA1-16**

280,00

Headcap Extra Small (green) / INFA1 (light blue) Layout: 10/20. With 16 electrode holders.

Headcap Extra Small (green) / INFA1 (light blue) by ECI. Layout: 10/20.  
Indication dots according to the 1020 electrode positioning system.  
16+2 installed electrode holders for use with PIN-type active electrodes.

---

**CAP XS/INFA1-16-ABC**

280,00

Headcap Extra Small (green) / INFA1 (light blue) Layout: 10/20, Labeling: ABC. With 16 electrode holders.

Headcap Extra Small (green) / INFA1 (light blue) by ECI. Layout: 10/20, Labeling: ABC. With 16 electrode holders. Indication dots according to the 1020 electrode positioning system. 16+2 installed electrode holders for use with PIN-type active electrodes.

---

**CAP XS/INFA1-32**

360,00

Headcap Extra Small (green) / INFA1 (light blue) Layout: 10/20. With 32 electrode holders.

Headcap Extra Small (green) / INFA1 (light blue) by ECI. Layout: 10/20.  
Indication dots according to the 1020 electrode positioning system.  
32+2 installed electrode holders for use with PIN-type active electrodes.

---

**CAP XS/INFA1-32-ABC**

360,00

Headcap Extra Small (green) / INFA1 (light blue) Layout: ABC. With 32 electrode holders.

Headcap Extra Small (green) / INFA1 (light blue) by ECI. Layout: 10/20, Labeling: ABC. Indication dots according to the 1020 electrode positioning system.  
32+2 installed electrode holders for use with PIN-type active electrodes.

---

**CAP XS/INFA1-64**

520,00

Headcap Extra Small (green) / INFA1 (light blue) Layout: 10/20. With 64 electrode holders.

Headcap Extra Small (green) / INFA1 (light blue) by ECI. Layout: 10/20.  
Indication dots according to the 1020 electrode positioning system.  
64+2 installed electrode holders for use with PIN-type active electrodes.

---

**CAP XS128**

840,00

Headcap Extra Small (green). Layout: radial, Labeling: ABC. With 128 electrode holders.

Headcap Extra Small (green). Layout: radial, Labeling: ABC.  
Indication dots according to the ABC equidistant electrode positioning system.  
128+2 installed electrode holders for use with PIN-type active electrodes.

**CAP XS16**

280,00

Headcap Extra Small (green) Layout: 10/20. With 16 electrode holders.

Headcap Extra Small (green) by ECI. Layout: 10/20.  
Indication dots according to the 10/20 electrode positioning system.  
16+2 installed electrode holders for use with PIN-type active electrodes.

---

**CAP XS32**

360,00

Headcap Extra Small (green) Layout: 10/20. With 32 electrode holders.

Headcap Extra Small (green) by ECI. Layout: 10/20.  
Indication dots according to the 10/20 electrode positioning system.  
32+2 installed electrode holders for use with PIN-type active electrodes.

---

**CAP XS32 ABC**

360,00

Headcap Extra Small (green) Layout: ABC. With 32 electrode holders.

Headcap Extra Small (green) by ECI. Layout: ABC.  
Indication dots according to the ABC electrode positioning system.  
32+2 installed electrode holders for use with PIN-type active electrodes.

---

**CAP XS64**

520,00

Headcap Extra Small (green) Layout: 10/20. With 64 electrode holders.

Headcap Extra Small (green) by ECI. Layout: 10/20.  
Indication dots according to the 10/20 electrode positioning system.  
64+2 installed electrode holders for use with PIN-type active electrodes.

---

**CAP XS64 (NO HOLDERS)**

200,00

Headcap Extra Small (green) Layout: 10/20.

Headcap Extra Small (green) by ECI. Layout: 10/20.  
64 Indication dots according to the 10/20 electrode positioning system.  
No electrode holders installed in cap.

---

**CAP XS64 ABC**

520,00

Headcap Extra Small (green) Layout: ABC. With 64 electrode holders.

Headcap Extra Small (green) by ECI. Layout: ABC.  
Indication dots according to the ABC electrode positioning system.  
64+2 installed electrode holders for use with PIN-type active electrodes.

---



**CHAR A3**

100,00

Battery charger for Lithium 18650 cells.  
USB-C powered. Charges 2 batteries simultaneously.

Battery charger for Lithium 18650 cells.  
USB-C powered. Charges 2 batteries simultaneously.

---

**CHAR AUS**

550,00

Battery-charger V2.0. Australian/China/NewZealand style.  
- Including 9 Volt wall adapter.

Battery-charger V2.0. Australian/China/NewZealand style.  
Fast charge (< 3.5 hours). The charger automatically switches to trickle charge when ready. Including 9 Volt wall adapter. 100-240 VAC. 47-63 Hz.  
- Including 9 Volt wall adapter.

---

**CHAR EUR**

550,00

Battery-charger V2.0. EURO style.  
- Including 9 Volt wall adapter with EURO style plug.

Battery-charger V2.0. EURO style.  
Fast charge (< 3.5 hours). The charger automatically switches to trickle charge when ready. Including 9 Volt wall adapter. 100-240 VAC. 47-63 Hz.  
- Including EURO style plug.

**CHAR UK**

550,00

Battery-charger V2.0. UK style.  
- Including 9 Volt wall adapter with UK style plug.

Battery-charger V2.0. UK style.  
Fast charge (< 3.5 hours). The charger automatically switches to trickle charge when ready. Including 9 Volt wall adapter. 100-240 VAC. 47-63 Hz.  
- Including UK style plug.

**CHAR USA**

550,00

Battery-charger V2.0. USA style.  
- Including 9 Volt wall adapter with USA style plug.

Battery-charger V2.0. USA style.  
Fast charge (< 3.5 hours). The charger automatically switches to trickle charge when ready. Including 9 Volt wall adapter. 100-240 VAC. 47-63 Hz.  
- Including USA style plug.

**CLIP-BUF-CMSDRL**

150,00

2 x Clip connector, 2 x in-line amplifier, 2 meter cable, DIN4 connector to CMSDRL

2 x Clip connector, 2 x in-line amplifier, 2 meter cable, DIN4 connector to CMSDRL

---

**CLIP-BUF-TP**

100,00

Clip connector, in-line amplifier, 2 meter cable, Touchproof connector

Clip connector, in-line amplifier, 2 meter cable, Touchproof connector

---

**CLIP-BUF-WCT**

200,00

3 x Clip connector, 3 x in-line amplifier, 2 meter cable, DIN6 connector to WCT

3 x Clip connector, 3 x in-line amplifier, 2 meter cable, DIN6 connector to WCT

---

**CMS/DRL FLAT**

100,00

CMS/DRL sensor set. FLAT-type.

CMS/DRL sensor set, FLAT-type.

CMS is active, DRL is passive, with 4-pole DIN connector. Standard cable length is 160 cm.

---

**CMS/DRL FLAT 2 METER**

100,00

CMS/DRL sensor set. FLAT-type. 2 Meter.

CMS/DRL sensor set, FLAT-type.

CMS is active, DRL is passive, with 4-pole DIN connector. Cable length is 200 cm.

---

**CMS/DRL FLAT A3**

200,00

CMS/DRL sensor set, FLAT-type. For AD-Box model Active3.

CMS/DRL sensor set, FLAT-type. For Active3 AD-box.

CMS is active, DRL is passive, with 4-pole TouchProof connector. Standard cable length is 160 cm.

---

**CMS/DRL PIN**

100,00

CMS/DRL sensor set. PIN-type.

CMS/DRL sensor set, PIN-type.

CMS is active, DRL is passive, with 4-pole DIN connector. Standard cable length is 160 cm.

---

**CMS/DRL PIN A3**

200,00

CMS/DRL sensor set, PIN-type. For AD-Box model Active3.

CMS/DRL sensor set, PIN-type. For Active3 AD-box.

CMS is active, DRL is passive, with 4-pole TouchProof connector. Standard cable length is 160 cm.

---

**CMS/DRL PIN/FLAT**

100,00

CMS/DRL sensor set. PIN-type CMS, FLAT-type DRL.

CMS/DRL sensor set. PIN-type CMS, FLAT-type DRL.

CMS is active, DRL is passive, with 4-pole DIN connector. Standard cable length is 160 cm.

---

**CMS/DRL SCSI FLAT**

150,00

CMS/DRL sensor set on a SCSI connector. FLAT-type.

CMS/DRL sensor set on a SCSI connector, FLAT-type.

CMS is active, DRL is passive, with SCSI connector. Standard cable length is 160 cm.

---

**CYCLON**

150,00

Cyclon Hawker replacement battery. "Dry Batteries, Not Restricted"

Cyclon Hawker replacement battery

---

**DAISY**

1.000,00

Hyperscan modification of AD-box to be able to operate in daisy chain: 2,3 or 4 boxes. Extra optical input and special front-panel.

- Including fiber 10 meters.

- Only possible for motherboard version A2Moth16 or newer.

Hyperscan modification of AD-box to be able to operate in daisy chain: 2,3 or 4 boxes. Extra optical input and special front-panel.

- Including fiber 10 meters.

- Only possible for motherboard version A2Moth16 or newer.

---

**DAISY MONO**

4.000,00

Daisy chain option allowing to use 2 AD-boxes on a single subject.  
- Including optical input and fiber 10 meters.

Daisy chain option allowing to use 2 AD-boxes on a single subject.  
- 2 x 256+8 channels on 2 kHz.  
- special firmware to operate in Daisy Mono speedmodes 0 and 1.  
- Including reference coupling cable  
- Powersupply modification of motherboard.  
- Including optical input and fiber 10 meters.

Only available for motherboards newer than ADC16. (on older motherboard the motherboard and the connector board need to be replaced)

---

**DELIVERY TERMS**

0,00

DDP. (Einfuhrumsatz-)Steuer-Abfertigung durch Käufer.

DDP. (Einfuhrumsatz-)Steuer-Abfertigung durch Käufer.

---

**DISCOUNT**

126,00

Discount

Discount

---

**DISK 13x5**

80,00

Reel of 500 double sided adhesive rings. 13mm x 5mm.

Reel of double sided adhesive rings (500 per reel) for the attachment of FLAT-type electrodes to the skin. 13mm x 5mm.

---

**DISK 20x5**

80,00

Reel of 500 double sided adhesive rings. 20mm x 5mm.

Reel of double sided adhesive rings (500 per reel) for the attachment of FLAT-type electrodes to the skin. 20mm x 5mm.

**DISK 20x8**

80,00

Reel of 500 double sided adhesive rings. 20mm x 8mm.

Reel of double sided adhesive rings (500 per reel) for the attachment of FLAT-type electrodes to the skin. 20mm x 8mm.

**ELEFIX**

50,00

Container (400 gr) electrode paste, Nihon Kohden Elefix.

Container (400 gr) Nihon Kohden Elefix electrode paste. Low impedance highly conductive gel. Elefix is advised for use with TP FLAT electrodes with double sided adhesive disks for EMG, ECG, EOG.

**EMG ACTIVE CABLE**

10.000,00

Active electrode cable with 130 channel pre-amp.

Active electrode cable with 130 channel pre-amp.

1.4 meter long cable with ultra miniature 130 channel pre-amp for connection to flex-print EMG array.

**EMG ACTIVE TOP**

1.000,00

Special top-PCB for interface to flex-prints.

Special top-PCB for interfacing to flex-prints: 2 EMG active Flex Arrays, or, 1 EMG active Flex Array and 128 normal channels.

**EMG FLEX PRINT**

500,00

130 channel flex-print for SEMG.  
Array of 14x9 dots.

130 channel flex-print for SEMG.  
Array of 14x9 dots.

**EMG FLEX STICKER (10x)**

20,00

Sheet with 10 doublesided adhesive stickers for EMG FLEX array. 126 holes.

Sheet with 10 doublesided adhesive stickers for EMG FLEX array. 126 holes.

**ERGO 1VOLT**

400,00

Aux connector on front of AD-box with 1 differential analog input. The ERGO input is used as a general input for: Photocells, Response switches, Microphones and Straingages.

- Including amplifier channels.
- Input range: +/- 1 Volt.

Aux connector on front of AD-box with 1 differential analog input.

The ERGO input is used as a general input for: Photocells, Response switches, Microphones and Straingages. DIN 8-pole input connector on AD-box front-panel. Maximum 2 differential Ergo's can be installed in an AD-box.

The Ergo provides a 5 Volt power supply available at DIN output (300 mA max)

- Including amplifier channels.
- Input range: +/- 1 Volt.

---

**ERGO OPTICAL**

1.000,00

Optical link cable for Ergo input.

The 5 Meters long Ergo Optical cable allows to connect 1 analog signal to the Ergo input so that this analog signal will remain perfectly isolated from the AD-box. For example the audio output of a PC.

The Ergo Optical cable plugs into the Ergo input.

The Ergo Optical cable allows to connect 1 analog signal to the Ergo input. The Ergo Optical cable will make sure that that analog signal will remain perfectly isolated from the AD-box. For example connecting the audio output of a PC to the AD-box. The Ergo Optical uses a 5 meter long optical fiber. For 1 analog signal you need 1 Ergo Optical cable and 1 Ergo input. For 2 analog signals, you need 2 Ergo Optical cables and 2 Ergo inputs.

---

**ERGO OPTICAL DIN8 TO 3.5MM**

50,00

Converter cable from Ergo DIN8 to standard female 3.5mm audio jack

Converter cable from Ergo DIN8 to standard female 3.5mm audio jack

---

**ERGO Y-SPLITTER**

35,00

Splitting cable to split a Dual Ergo into 2 DIN connectors.

Splitting cable to split a Dual Ergo into 2 DIN connectors.

---

**EXPORT DECLARE 1**

0,00

THE EXPORTER OF THE PRODUCTS COVERED BY THIS DOCUMENT DECLARES THAT, EXCEPT WHERE OTHERWISE CLEARLY INDICATED, THESE PRODUCTS ARE OF THE NETHERLANDS PREFERENTIAL ORIGIN.

THE EXPORTER OF THE PRODUCTS COVERED BY THIS DOCUMENT DECLARES THAT, EXCEPT WHERE OTHERWISE CLEARLY INDICATED, THESE PRODUCTS ARE OF THE NETHERLANDS PREFERENTIAL ORIGIN.

**EXPORT DECLARE 2**

0,00

DATE:

DATE:

---

**EXPORT DECLARE 3**

0,00

PLACE:

PLACE:

---

**EXPORT DECLARE 4**

0,00

FULL NAME:

FULL NAME:

---

**EXPORT DECLARE 5**

0,00

COMPANY STAMP:

COMPANY STAMP:

---

EXPORT DECLARE 6

0,00

SIGNATURE:

SIGNATURE:

---

**F16 ABC-A**

800,00

16 x FLAT-type active sensor (16\*EMG) on 68-pole connector.  
Labeling: ABC A. (A1-A16)

Active sensor set with a 68-pole fine-pitch connector.  
16 x FLAT-type sensor (24\*EMG) with sintered Ag-AgCl tip and integrated low-noise CMOS pre-amplifier. Two-wire design.  
Standard cable length is 140 cm. Colored sensor labeling.

---

**F24 ABC-ACMS**

1.200,00

24 x FLAT-type active sensor (24\*EMG, CMS, DRL) on 68-pole connector.  
Labeling: ABC ACMS. (A1-A24)

Active sensor set with a 68-pole fine-pitch connector.  
24 x FLAT-type sensor (24\*EMG, CMS, DRL) with sintered Ag-AgCl tip and integrated low-noise CMOS pre-amplifier. Two-wire design.  
Standard cable length is 140 cm. Colored sensor labeling.

---

**F32 1020 32A**

1.600,00

32 x FLAT-type active sensor (32\*EMG) on 68-pole connector.  
Labeling: 1020 32A. (32 channel electrode set without CMS/DRL)

Active sensor set with a 68-pole fine-pitch connector.  
32 x FLAT-type sensor (32\*EMG) with sintered Ag-AgCl tip and integrated low-noise CMOS pre-amplifier. Two-wire design.  
Standard cable length is 140 cm. Colored sensor labeling.  
Labeling: 1020 32A. (32 channel electrode set without CMS/DRL)

---

**F32 1020 32ACMS**

1.600,00

32 x FLAT-type active sensor (32\*EMG, CMS, DRL) on 68-pole connector.  
Labeling: 1020 32ACMS. (32 channel electrode set with CMS/DRL)

Active sensor set with a 68-pole fine-pitch connector.  
32 x FLAT-type sensor (32\*EMG, CMS, DRL) with sintered Ag-AgCl tip and integrated low-noise CMOS pre-amplifier. Two-wire design.  
Standard cable length is 140 cm. Colored sensor labeling.  
Labeling: 1020 32ACMS. (32 channel electrode set with CMS/DRL)

---



**F32 1020 64A** 1.600,00

32 x FLAT-type active sensor (32\*EMG) on 68-pole connector.  
Labeling: 1020 64A. (A-set of a 64 channel electrode set)

Active sensor set with a 68-pole fine-pitch connector.  
32 x FLAT-type sensor (32\*EMG) with sintered Ag-AgCl tip and integrated low-noise CMOS pre-amplifier. Two-wire design.  
Standard cable length is 140 cm. Colored sensor labeling.  
Labeling: 1020 64A. (A-set of a 64 channel electrode set)

---

**F32 1020 64ACMS** 1.600,00

32 x FLAT-type active sensor (32\*EMG, CMS, DRL) on 68-pole connector.  
Labeling: 1020 64ACMS. (A-set of a 64 channel electrode set)

Active sensor set with a 68-pole fine-pitch connector.  
32 x FLAT-type sensor (32\*EMG, CMS, DRL) with sintered Ag-AgCl tip and integrated low-noise CMOS pre-amplifier. Two-wire design.  
Standard cable length is 140 cm. Colored sensor labeling.  
Labeling: 1020 64ACMS. (A-set of a 64 channel electrode set)

---

**F32 1020 64B** 1.600,00

32 x FLAT-type active sensor (32\*EMG) on 68-pole connector.  
Labeling: 1020 64B. (B-set of a 64 channel electrode set)

Active sensor set with a 68-pole fine-pitch connector.  
32 x FLAT-type sensor (32\*EMG) with sintered Ag-AgCl tip and integrated low-noise CMOS pre-amplifier. Two-wire design.  
Standard cable length is 140 cm. Colored sensor labeling.  
Labeling: 1020 64B. (B-set of a 64 channel electrode set)

---

**F32 ABC-A** 1.600,00

32 x FLAT-type active sensor (32\*EMG) on 68-pole connector.  
Labeling: ABC-A. (A1-A32)

Active sensor set with a 68-pole fine-pitch connector.  
32 x FLAT-type sensor (32\*EMG) with sintered Ag-AgCl tip and integrated low-noise CMOS pre-amplifier. Two-wire design. Standard cable length is 140 cm.  
Labeling: ABC-A. (A1-A32)

---

**F32 ABC-ACMS** 1.600,00

32 x FLAT-type active sensor (32\*EMG, CMS, DRL) on 68-pole connector.  
Labeling: ABC-ACMS. (A1-A32)

Active sensor set with a 68-pole fine-pitch connector.  
32 x FLAT-type sensor (32\*EMG, CMS, DRL) with sintered Ag-AgCl tip and integrated low-noise CMOS pre-amplifier. Two-wire design. Standard cable length is 140 cm.  
Labeling: ABC-ACMS. (A1-A32)

---

**F32 ABC-B** 1.600,00

32 x FLAT-type active sensor (32\*EMG) on 68-pole connector.  
Labeling: ABC-B. (B1-B32)

Active sensor set with a 68-pole fine-pitch connector.  
32 x FLAT-type sensor (32\*EMG) with sintered Ag-AgCl tip and integrated low-noise CMOS pre-amplifier. Two-wire design. Standard cable length is 140 cm.  
Labeling: ABC-B. (B1-B32)

---

**F32 ABC-C**

1.600,00

32 x FLAT-type active sensor (32\*EMG) on 68-pole connector.  
Labeling: ABC-C. (C1-C32)

Active sensor set with a 68-pole fine-pitch connector.  
32 x FLAT-type sensor (32\*EMG) with sintered Ag-AgCl tip and integrated low-noise CMOS pre-amplifier. Two-wire design. Standard cable length is 140 cm.  
Labeling: ABC-C. (C1-C32)

---

**F32 ABC-D**

1.600,00

32 x FLAT-type active sensor (32\*EMG) on 68-pole connector.  
Labeling: ABC-D. (D1-D32)

Active sensor set with a 68-pole fine-pitch connector.  
32 x FLAT-type sensor (32\*EMG) with sintered Ag-AgCl tip and integrated low-noise CMOS pre-amplifier. Two-wire design. Standard cable length is 140 cm.  
Labeling: ABC-D. (D1-D32)

---

**F32 ABC-E**

1.600,00

32 x FLAT-type active sensor (32\*EMG) on 68-pole connector.  
Labeling: ABC-E. (E1-E32)

Active sensor set with a 68-pole fine-pitch connector.  
32 x FLAT-type sensor (32\*EMG) with sintered Ag-AgCl tip and integrated low-noise CMOS pre-amplifier. Two-wire design. Standard cable length is 140 cm.  
Labeling: ABC-E. (E1-E32)

---

**F32 ABC-F**

1.600,00

32 x FLAT-type active sensor (32\*EMG) on 68-pole connector.  
Labeling: ABC-F. (F1-F32)

Active sensor set with a 68-pole fine-pitch connector.  
32 x FLAT-type sensor (32\*EMG) with sintered Ag-AgCl tip and integrated low-noise CMOS pre-amplifier. Two-wire design. Standard cable length is 140 cm.  
Labeling: ABC-F. (F1-F32)

---

**F32 ABC-G**

1.600,00

32 x FLAT-type active sensor (32\*EMG) on 68-pole connector.  
Labeling: ABC-G. (G1-G32)

Active sensor set with a 68-pole fine-pitch connector.  
32 x FLAT-type sensor (32\*EMG) with sintered Ag-AgCl tip and integrated low-noise CMOS pre-amplifier. Two-wire design. Standard cable length is 140 cm.  
Labeling: ABC-G. (G1-G32)

---

**F32 ABC-H**

1.600,00

32 x FLAT-type active sensor (32\*EMG) on 68-pole connector.  
Labeling: ABC-H. (H1-H32)

Active sensor set with a 68-pole fine-pitch connector.  
32 x FLAT-type sensor (32\*EMG) with sintered Ag-AgCl tip and integrated low-noise CMOS pre-amplifier. Two-wire design. Standard cable length is 140 cm.  
Labeling: ABC-H. (H1-H32)

---

**F8 ABC 8ACMS**

400,00

8 x FLAT-type active sensor (8\*EMG, CMS, DRL) on 68-pole connector.  
Labeling: ABC 8ACMS. (A1-A8)

Active sensor set with a 68-pole fine-pitch connector.  
8 x FLAT-type sensor (8\*EMG, CMS, DRL) with sintered Ag-AgCl tip and integrated low-noise CMOS pre-amplifier. Two-wire design.  
Standard cable length is 140 cm. Colored sensor labeling.  
Labeling: ABC 8ACMS. (A1-A8)

---

**F8-ABC**

400,00

8 x FLAT-type active sensor (8\*EMG) on 68-pole connector.  
Labeling: ABC. (A1-A8)

Active sensor set with a 68-pole fine-pitch connector.  
8 x FLAT-type sensor (8\*EMG) with sintered Ag-AgCl tip and integrated low-noise CMOS pre-amplifier.  
Two-wire design.  
Standard cable length is 140 cm. Colored sensor labeling.  
Labeling: ABC. (A1-A8)

---

**FASTRAK**

10.645,00

Polhemus Fastrak electrodes position digitizer. Including:  
- EMSE Locator software  
- ST8 Stylus transmitter  
- 2 extra Receivers (3 in total)  
- Headband (mounts 3 RX Receivers)  
- Mini tripod for Transmitter

Polhemus Fastrak electrodes position digitizer. Including:  
- EMSE Locator software  
- ST8 Stylus transmitter  
- 2 extra Receivers (3 in total)  
- Headband (mounts 3 RX Receivers)  
- Mini tripod for Transmitter

---

**FIBER SC-SC 01M**

100,00

Optical fiber SC-SC. 1 Meter.

Optical Fiber of 1 Meter.  
SC-SC style connectors. 62.5-125 uM.

---

**FIBER SC-SC 05M**

100,00

Optical fiber SC-SC. 5 Meter.

Optical Fiber of 5 Meter.  
SC-SC style connectors. 62.5-125 uM.

---

**FIBER SC-SC 10M**

100,00

Optical fiber SC-SC. 10 Meter.

Optical Fiber of 10 Meter.  
SC-SC style connectors. 62.5-125 uM.

---

**FIBER SC-SC 20M**

100,00

Optical fiber SC-SC. 20 Meter.

Optical Fiber of 20 Meter.  
SC-SC style connectors. 62.5-125 uM.

---

**FIBER ST-SC 01M**

100,00

Optical fiber ST-SC. 1 Meter.

Optical Fiber of 1 Meter.  
ST-SC style connectors. 62.5-125 uM.

---

**FIBER ST-SC 05M**

100,00

Optical fiber ST-SC. 5 Meters.

Optical Fiber of 5 Meters.  
ST-SC style connectors. 62.5-125 uM.

---

**FIBER ST-SC 10M**

100,00

Optical fiber ST-SC. 10 Meters.

Optical Fiber of 10 Meters.  
ST-SC style connectors. 62.5-125 uM.

---

**FIBER ST-SC 20M**

100,00

Optical fiber ST-SC. 20 Meters.

Optical Fiber of 20 Meters.  
ST-SC style connectors. 62.5-125 uM.

---

**FIBER ST-ST 01M**

100,00

Optical fiber ST-ST. 1 Meter.

Optical Fiber of 1 Meter.  
ST-ST style connectors. 62.5-125 uM.

---

**FIBER ST-ST 05M**

100,00

Optical fiber ST-ST. 5 Meters.

Optical Fiber of 5 Meters.  
ST-ST style connectors. 62.5-125 uM.

---

**FIBER ST-ST 10M**

100,00

Optical fiber ST-ST. 10 Meters.

Optical Fiber of 10 Meters.  
ST-ST style connectors. 62.5-125 uM.

---

**FIBER ST-ST 20M**

100,00

Optical fiber ST-ST. 20 Meters.

Optical Fiber of 20 Meters.  
ST-ST style connectors. 62.5-125 uM.

---

**FORCE TRANSDUCER**

200,00

Force Transducer which can be used to measuring the force applied from for example a finger. Up to 20 Kilo.

Force Transducer which can be used to measuring the force applied from for example a finger. Up to 20 Kilo.


---

**GSR**

1.125,00

Galvanic Skin Response input (GSR). Including GSR cord.

Galvanic Skin Response input (GSR). Including GSR cord.  
2 passive electrodes to induce an oscillator signal synchronized with the sample rate. The GSR electrodes plug into an Aux connector on the AD-box. "Lock in detection", with 1uA stimulus current synchronized with the sample rate.



**GSR A3**

1.125,00

GSR sensor set for Active3

GSR sensor set for Active3.

2 passive electrodes to induce an oscillator signal synchronized with the sample rate. The GSR electrodes plug into any Aux connector on the Active3 AD-box. "Lock in detection", with 1uA stimulus current synchronized with the sample rate.

---

**GSR CORD**

150,00

Cord for Galvanic Skin Response (cord only).

Cord for Galvanic Skin Response (GSR).



---

**GSR/GSR Y-SPLITTER**

35,00

Splitting cable to connect 2 GSR cords to a Dual GSR input.

Splitting cable to connect 2 GSR cords to a Dual GSR input.

---

**GSR/PLETH Y-SPLITTER**

35,00

Splitting cable to connect GSR cord and Pleth cord together to a Combo GSR/Pleth input.

Splitting cable to connect GSR cord and Pleth cord together to a Combo GSR/Pleth input.

---

**GSR/RESP Y-SPLITTER**

35,00

Splitting cable to connect GSR cord and Respiration cord together to a Combo GSR/Resp input.

Splitting cable to connect GSR cord and Respiration cord together to a Combo GSR/Resp input.

---

**HANDLING**

85,00

Handling costs.

Handling costs.

**HEADBOX ACT32**

1.000,00

Headbox with 32 Active TouchProof connectors.  
 Inputs: 32 x Touchproof connector, 1 x CMS/DRL DIN4 connector.  
 Outputs: 1 x 68-pole fine pitch female connector.  
 - Including 68-pole male to 68-pole male flatcable, 1 meter.

Headbox to connect Active TouchProof electrodes to a standard ActiveTwo acquisition system. Inputs:  
 32 x Touchproof connector, 1 x CMS/DRL DIN4 connector. Outputs: 1 x 68-pole fine pitch female  
 connector.  
 - Including 68-pole male to 68-pole male flatcable. (1 meter)

**HEADBOX CUSTOM**

2.200,00

Headbox with 2 x Sub-D37 or 4 x Sub-D25 connectors and 1 x CMS/DRL DIN4 connector.  
 Outputs: 1 x 68-pole fine pitch female connector.  
 - Including 68-pole male to 68-pole male flatcable, 1 meter.

Headbox with 2 x Sub-D37 or 4 x Sub-D25 connectors and 1 x CMS/DRL DIN4 connector.  
 Outputs: 1 x 68-pole fine pitch female connector.  
 - Including 68-pole male to 68-pole male flatcable, 1 meter.

**HEADBOX FLATCABLE**

50,00

Replacement flatcable for the Headbox (68-pole male to 68-pole male, 1 meter)

Replacement flatcable for the Headbox (68-pole male to 68-pole male, 1 meter)

**HOLDER (mounted)**

10,00

Sensor holders. (mounted in cap)  
 - Including x-ring.


Sensor holders mounted in cap complete with x-ring.  
 Colored labeling. The holders are designed for easy plug-in of the PIN-type active sensors.

**HOLDER 11MM NOT MOUNTED**

4,00

Sensor holders. 11MM  
 - Including x-ring.

Sensor holders 11MM complete with x-ring.  
 Colored labeling. The holders are designed for easy plug-in of the PIN-type active sensors.

**HOLDER 14MM NOT MOUNTED**

4,00

Sensor holders. 14MM  
 - Including x-ring.

Sensor holders 14MM complete with x-ring.  
 Colored labeling. The holders are designed for easy plug-in of the PIN-type active sensors.

---

**HOLDER 17MM NOT MOUNTED**

4,00

Sensor holders. 17MM  
- Including x-ring.

Sensor holders 17MM complete with x-ring.  
Colored labeling. The holders are designed for easy plug-in of the PIN-type active sensors.

---

**HOLDER LID ONLY**

1,50

Plastic Lid (fastener) for headcap electrode holder.  
Fits all sizes of holders.

Plastic Lid (fastener) for headcap electrode holder.  
Fits all sizes of holders.

---

**HOLDER X-RING ONLY**

0,50

Rubber X-Ring for headcap electrode holder.  
Fits all sizes of holders.

Rubber X-Ring for headcap electrode holder.  
Fits all sizes of holders.

---

**IMPORTING COSTS PAID BY BIOSEMI**

0,00

With this option, UPS will charge all the importing costs and VAT costs direct on the BioSemi account at UPS. The combined importing and VAT costs are 20% of the value of the shipment.

Biosemi will pay the importing and the VAT costs for this shipment.  
With this option, UPS will charge all the importing costs and VAT costs direct on the BioSemi account at UPS. The combined importing and VAT costs are 20% of the value of the shipment.  
When a customer chooses to have BioSemi pay for the importing, the receiver will not receive an invoice from UPS and will not need to pay importing costs and the shipment will be cleared through customs more quick.


---

**IN LINE CABLE**

50,00

TP cord, in Line buffered, terminating in 1.5 mm recessed male jack input,  
Standard 1.5 Meter cable length. For use with passive electrodes terminating in standard safety socket connector; accepts 1.5 mm plug.

TP cord, in Line buffered, terminating in 1.5 mm recessed male jack input,  
Standard 1.5 Meter cable length. For use with passive electrodes terminating in standard safety socket connector; accepts 1.5 mm plug.

**IN LINE CABLE GOLD/SILVER CUP**

100,00

TP cord, in Line buffered, terminating in Gold or Silver Cup electrode.  
Standard 1.5 Meter cable length.

TP cord, in Line buffered, terminating in Gold or Silver Cup electrode.  
Standard 1.5 Meter cable length.

---



---

**IN LINE CMSDRL**

100,00

CMSDRL cord, In Line buffered, terminating in 2 x 1.5 mm recessed male jack input. Standard 1.5 Meter cable length.  
For use with passive electrodes terminating in standard safety socket connector; accepts 1.5 mm plug.

CMSDRL cord, In Line buffered, terminating in 2 x 1.5 mm recessed male jack input. Standard 1.5 Meter cable length.  
For use with passive electrodes terminating in standard safety socket connector; accepts 1.5 mm plug.

---

**IN LINE CMSDRL GOLD/SILVER CUP**

200,00

CMSDRL cord, In Line buffered, terminating in 2 x Gold or Silver Cup electrode. Standard 1.5 Meter cable length.

CMSDRL cord, In Line buffered, terminating in 2 x Gold or Silver Cup electrode. Standard 1.5 Meter cable length.

---

**IN LINE SCSI BSM**

1.280,00

SCSI connector with 2 Meter Flatcable, terminating in 3 BSM PCB's. PCB1 has 12 passive inputs. PCB2 has 12 passive inputs. PCB3 has 8 passive inputs.

SCSI connector with 2 Meter Flatcable, terminating in 3 BSM PCB's. PCB1 has 12 passive inputs. PCB2 has 12 passive inputs. PCB3 has 8 passive inputs.

---

**INTERNAL FLATCAB**

0,00

30 pins flatcable.  
This flatcable is for internal use inside the ActiveTwo AD-Box for upgrading to more channels.

30 pins flatcable.  
This flatcable is for internal use inside the ActiveTwo AD-Box for upgrading to more channels.

---

**JAZZ EYE TRACKER**

8.000,00

Jazz eye tracker system 'Novo' with X&Y gyro.

- Jazz 'Novo' headsensor.
- Jazz 'Novo' synchronisation/battery terminal.
- 2 x Toslink fiber, 10 meter.
- 2 x C-cell alkaline battery.

Jazz eye tracker system 'Novo' with X&Y gyro. Monitoring of: ocular motility, head movement (acceleration and position), heart rate, blood oxygenation. Sample-rate synchronized with ActiveTwo. Galvanic isolation of headset by double optical fiber. Data acquisition via optical input on USB receiver. Gyroscopic sensors determines absolute head position.

- Jazz 'Novo' headsensor.
  - Jazz 'Novo' synchronisation/battery terminal.
  - 2 x Toslink fiber, 10 meter.
  - 2 x C-cell alkaline battery.
- 



**KRIOS STICKERS**

100,00

Krios reflective stickers 8/4mm  
1 sheet with 320 reflective donut shaped stickers.

Krios reflective stickers 8/4mm  
1 sheet with 320 reflective donut shaped stickers.

---

**KRIOS SYSTEM**

19.793,00

Electrode position scanner "Krios"

Electrode position scanner "Krios". The Krios system is optimized for easy hand held operation with an integrated touch probe. The Krios includes:

- Krios scanner.
- Krios software and documentation.
- Host USB converter: Polaris SpectraVicra.
- Host USB power supply (100-240 VAC).
- AC power cord EU.
- Krios wireless optical probe & USB cable



---

**LITHIUM 18650 (2X)**

100,00

2 Lithium battery cells 18650 for Active3.  
3500mA each.

2 Lithium battery cells 18650 for Active3.  
3500mA each.


---

**MAINS AIB EUR**

50,00

Mains adapter for AIB. EURO style.  
6 Volt, 100-240VAC, 47-63Hz.

Mains adapter for Analog Input Box. EURO style.  
6 Volt, 100-240VAC, 47-63Hz.



---

**MAINS AIB JPN**

50,00

Mains adapter for AIB. JAPAN style.  
6 Volt, 100-240VAC, 47-63Hz.

Mains adapter for Analog Input Box. JAPAN style.  
6 Volt, 100-240VAC, 47-63Hz.



---

**MAINS AIB UK**

50,00

Mains adapter for AIB. UK style.  
6 Volt, 100-240VAC, 47-63Hz.

Mains adapter for Analog Input Box. UK style.  
6 Volt, 100-240VAC, 47-63Hz.



---

**MAINS AIB USA**

50,00

Mains adapter for AIB. USA style.  
6 Volt, 100-240VAC, 47-63Hz.

Mains adapter for Analog Input Box. USA style.  
6 Volt, 100-240VAC, 47-63Hz.


---

**MAINS CHAR EUR**

50,00

Mains adapter for Charger. EURO style.  
9 Volt, 100-240VAC, 47-63Hz.

Mains adapter for Charger. EURO style.  
9 Volt, 100-240VAC, 47-63Hz.



---

**MAINS CHAR JPN**

50,00

Mains adapter for Charger. Japan style.  
9 Volt, 100-240VAC, 47-63Hz.

Mains adapter for Charger. Japan style.  
9 Volt, 100-240VAC, 47-63Hz.

---

**MAINS CHAR UK**

50,00

Mains adapter for Charger. UK style.  
9 Volt, 100-240VAC, 47-63Hz.

Mains adapter for Charger. UK style.  
9 Volt, 100-240VAC, 47-63Hz.

---

**MAINS CHAR USA**

50,00

Mains adapter for Charger. USA style.  
9 Volt, 100-240VAC, 47-63Hz.

Mains adapter for Charger. USA style.  
9 Volt, 100-240VAC, 47-63Hz.

---

**MEG CABLE**

640,00

Extension cable for headcaps in MEG.

Extension cable for headcaps in MEG. One side is 37 pole Sub-D female, other side is 37 pole male.  
Anti magnetic construction. Length is 7 meters.

---

---

**MEG CAP 32**

1.280,00

Headcap with 32 AgCl passive electrodes for measurements inside a MEG.

Headcap 'Brainwave' with 32 AgCl passive electrodes for measurements inside a MEG. Electrode cable (length 3 meters) with unshielded wires terminating in 37-pole Sub-D connector. Antimagnetic construction. Available sizes: S, MS, M, ML, L

---

**MEG CAP 64**

1.920,00

Headcap with 64 AgCl passive electrodes for measurements inside a MEG.

Headcap 'Brainwave' with 64 AgCl passive electrodes for measurements inside a MEG. Electrode cable (length 3 meters) with unshielded wires terminating in 37-pole Sub-D connector. Antimagnetic construction. Available sizes: S, MS, M, ML, L

---

**MICROPHONE**

200,00

Microphone for use with ERGO inputs.

Microphone for use with ERGO inputs.



---

**MICROPHONE A3**

600,00

Microphone.  
This Microphone plugs into any AUX input on the Active3.

Microphone.  
This Microphone plugs into any AUX input on the Active3.

---

**MICROPHONE XLR CABLE ONLY**

100,00

XLR Microphone cable to connect the Shure SM58 to the ERGO DIN5 input .

XLR Microphone cable to connect the Shure SM58 to the ERGO DIN5 input .

---

**MK3-1020-16**

640,00

PIN-type active electrode set with 16 PIN electrodes (16\*EEG).  
Labeling: 1020 system for 16 channel headcaps. For all AD-boxes with MK3 connectors.

Active electrode sensor set with 16 x PIN-type electrodes (16\*EEG) with sintered Ag-AgCl tip and integrated low-noise CMOS pre-amplifier. Two-wire design. Standard cable length is 140 cm. Colored sensor labeling: 1020 system for 16 channel headcaps. For all AD-boxes with MK3 connectors.

**MK3-1020-32**

1.280,00

PIN-type active electrode set with 32 PIN electrodes (32\*EEG).

Labeling: 1020 system for 32 channel headcaps. For all AD-boxes with MK3 connectors.

Active electrode sensor set with 32 x PIN-type electrodes (32\*EEG) with sintered Ag-AgCl tip and integrated low-noise CMOS pre-amplifier. Two-wire design. Standard cable length is 140 cm. Colored sensor labeling: 1020 system for 32 channel headcaps. For all AD-boxes with MK3 connectors.

---

**MK3-1020-64A**

1.280,00

PIN-type active electrode set with 32 PIN electrodes (32\*EEG).

Labeling: 1020 system for 64 channel headcaps. (this P32 set covers the left half of a 64 channel headcap). For all AD-boxes with MK3 connectors.

Active electrode sensor set with 32 x PIN-type electrodes (32\*EEG) with sintered Ag-AgCl tip and integrated low-noise CMOS pre-amplifier. Two-wire design. Standard cable length is 140 cm. Colored sensor labeling: 1020 system for 64 channel headcaps. (this P32 set covers the left half of a 64 channel headcap). For all AD-boxes with MK3 connectors.

---

**MK3-1020-64B**

1.280,00

PIN-type active electrode set with 32 PIN electrodes (32\*EEG).

Labeling: 1020 system for 64 channel headcaps. (this P32 set covers the right half of a 64 channel headcap). For all AD-boxes with MK3 connectors.

Active electrode sensor set with 32 x PIN-type electrodes (32\*EEG) with sintered Ag-AgCl tip and integrated low-noise CMOS pre-amplifier. Two-wire design. Standard cable length is 140 cm. Colored sensor labeling: 1020 system for 64 channel headcaps. (this P32 set covers the right half of a 64 channel headcap). For all AD-boxes with MK3 connectors.

---

**MK3-ABC-A**

1.280,00

PIN-type active electrode set with 32 PIN electrodes (32\*EEG).

Labeling: ABC-A. For all AD-boxes with MK3 connectors.

Active electrode sensor set with 32 x PIN-type electrodes (32\*EEG) with sintered Ag-AgCl tip and integrated low-noise CMOS pre-amplifier. Two-wire design. Standard cable length is 140 cm. Colored sensor labeling: ABC-A. For all AD-boxes with MK3 connectors.

---

**MK3-ABC-B**

1.280,00

PIN-type active electrode set with 32 PIN electrodes (32\*EEG).

Labeling: ABC. For all AD-boxes with MK3 connectors.

Active electrode sensor set with 32 x PIN-type electrodes (32\*EEG) with sintered Ag-AgCl tip and integrated low-noise CMOS pre-amplifier. Two-wire design. Standard cable length is 140 cm. Colored sensor labeling: ABC-B. For all AD-boxes with MK3 connectors.

---

**MK3-ABC-C**

1.280,00

PIN-type active electrode set with 32 PIN electrodes (32\*EEG).

Labeling: ABC-C. For all AD-boxes with MK3 connectors.

Active electrode sensor set with 32 x PIN-type electrodes (32\*EEG) with sintered Ag-AgCl tip and integrated low-noise CMOS pre-amplifier. Two-wire design. Standard cable length is 140 cm. Colored sensor labeling: ABC-C. For all AD-boxes with MK3 connectors.

---

**MK3-ABC-D**

1.280,00

PIN-type active electrode set with 32 PIN electrodes (32\*EEG).  
Labeling: ABC-D. For all AD-boxes with MK3 connectors.

Active electrode sensor set with 32 x PIN-type electrodes (32\*EEG) with sintered Ag-AgCl tip and integrated low-noise CMOS pre-amplifier. Two-wire design. Standard cable length is 140 cm. Colored sensor labeling: ABC-D. For all AD-boxes with MK3 connectors.

---

**MK3-ABC-E**

1.280,00

PIN-type active electrode set with 32 PIN electrodes (32\*EEG).  
Labeling: ABC-E. For all AD-boxes with MK3 connectors.

Active electrode sensor set with 32 x PIN-type electrodes (32\*EEG) with sintered Ag-AgCl tip and integrated low-noise CMOS pre-amplifier. Two-wire design. Standard cable length is 140 cm. Colored sensor labeling: ABC-E. For all AD-boxes with MK3 connectors.

---

**MK3-ABC-F**

1.280,00

PIN-type active electrode set with 32 PIN electrodes (32\*EEG).  
Labeling: ABC-F. For all AD-boxes with MK3 connectors.

Active electrode sensor set with 32 x PIN-type electrodes (32\*EEG) with sintered Ag-AgCl tip and integrated low-noise CMOS pre-amplifier. Two-wire design. Standard cable length is 140 cm. Colored sensor labeling: ABC-F. For all AD-boxes with MK3 connectors.

---

**MK3-ABC-G**

1.280,00

PIN-type active electrode set with 32 PIN electrodes (32\*EEG).  
Labeling: ABC-G. For all AD-boxes with MK3 connectors.

Active electrode sensor set with 32 x PIN-type electrodes (32\*EEG) with sintered Ag-AgCl tip and integrated low-noise CMOS pre-amplifier. Two-wire design. Standard cable length is 140 cm. Colored sensor labeling: ABC-G. For all AD-boxes with MK3 connectors.

---

**MK3-ABC-H**

1.280,00

PIN-type active electrode set with 32 PIN electrodes (32\*EEG).  
Labeling: ABC-H. For all AD-boxes with MK3 connectors.

Active electrode sensor set with 32 x PIN-type electrodes (32\*EEG) with sintered Ag-AgCl tip and integrated low-noise CMOS pre-amplifier. Two-wire design. Standard cable length is 140 cm. Colored sensor labeling: ABC-H. For all AD-boxes with MK3 connectors.

---

**MOD AD-TOP CUSTOM**

2.500,00

Custom made AD-box top half with connector type at choice

Custom made AD-box top half with connector type at choice, available for passive electrodes only.

---

---

**MOD CABLE SPECIAL LENGTH** 50,00

Extra costs for producing 1 cable on length specified by customer.

Extra costs for producing 1 cable on length specified by customer.

---

**MOD DIODE/LED** 150,00

Replacement of optical receiver/transmitter.

Replacement of optical receiver/transmitter.

---

**MOD HIGH SPEED "MK2HS"** 0,00

The 'MK2HS' firmware features Speedmodes with higher datarates and makes it possible to acquire ABR and EEG simultaneous.

- Only possible for motherboard version A2Moth16 or newer.

The 'MK2HS' firmware features Speedmodes with higher datarates and makes it possible to acquire ABR and EEG simultaneous.

Speedmode 10: 256+8 channels @ 4 kHz  
Speedmode 11: 128+8 channels @ 8 kHz  
Speedmode 12: 256+8 channels @ 8 kHz  
Speedmode 13: 128+8+ABR channels @ 16 kHz

With the MK2HS 'High-Speed' firmware:

- Daisy-chaining is not possible.
- No AIB can be connected.
- Not compatible with other firmware
- Not compatible with other USB receivers
- Not compatible with other AD-boxes. (MK1 or MK2)
- No Jazz eyetracker possible
- Measure ABR and EEG simultaneous
- Only possible for motherboard version A2Moth16 or newer.

---

**MOD MK1 to MK2 SOFT** 350,00

Upgrade from MK1 to MK2. Firmware upgrade including installation of battery indication.

Upgrade from MK1 to MK2. Firmware upgrade including installation of battery indication.

---

**MOD NEW MK3 CONNECTOR** 25,00

New connector (MK3 style) for 32 channel electrode set.

New connector (MK3 style) for 32 channel electrode set.

**MOD PART** 20,00

Service part.

Service part.

---

**MOD REPAIR MODULE** 60,00

Amplifier module repaired.

Amplifier module repaired.

---

**MOD TOP PCB** 350,00

New TOP PCB with 8 electrode connectors.

New TOP PCB with 8 electrode connectors.

---

**MOD TOP+HOUSING** 550,00

New TOP PCB with 8 electrode connectors.  
- including new housing for AD-box.

New TOP PCB with 8 electrode connectors.  
- including new housing for AD-box.

---

**NO LABELS** 0,00

Headcaps should have NO sticker labeling.

Headcaps should have NO sticker labeling.

---

**OESO CORD** 500,00

Active oesophagus sensor cord (5 channels)

Active oesophagus sensor cord (5 channels)



**OESO INPUT**

1.000,00

Extra input (5 channels) on front of AD-box for oesophagus sensor

Extra input (5 channels) on front of AD-box for oesophagus sensor

---

**OUTSTANDING INVOICE**

0,00

Outstanding amount previous invoice(s)

Outstanding amount previous invoice(s)

---

**P16 1020 16**

640,00

16 x PIN-type active sensor (16\*EEG) on 68-pole connector.  
Labeling: 1020 16

Active sensor set with a 68-pole fine-pitch connector.  
16 x PIN-type sensor (16\*EEG) with sintered Ag-AgCl tip and integrated low-noise CMOS pre-amplifier. Two-wire design.  
Standard cable length is 140 cm. Colored sensor labeling: 1020 16

---

**P16 ABC A**

640,00

16 x PIN-type active sensor (16\*EEG) on 68-pole connector.  
Labeling: ABC A. (A1-A16)

Active sensor set with a 68-pole fine-pitch connector.  
16 x PIN-type sensor (16\*EEG) with sintered Ag-AgCl tip and integrated low-noise CMOS pre-amplifier. Two-wire design.  
Standard cable length is 140 cm. Colored sensor labeling: ABC A. (A1-A16)

---

**P16 NOLAB**

640,00

16 x PIN-type active sensor on 68-pole connector. (1st half of the connector).  
No Labeling.

Active sensor set with a 68-pole fine-pitch connector. (1st half of the connector).  
16 x PIN-type sensor (16\*EEG) with sintered Ag-AgCl tip and integrated low-noise CMOS pre-amplifier. Two-wire design.  
Standard cable length is 140 cm. No Labeling.

---

**P32 1020 32A**

1.280,00

32 x PIN-type active sensor on 68-pole connector.  
Labeling: 1020 32A. (this P32 set covers the whole head)

Active sensor set with a 68-pole fine-pitch connector.  
32 x PIN-type sensor (32\*EEG) with sintered Ag-AgCl tip and integrated low-noise CMOS pre-amplifier. Two-wire design.  
Standard cable length is 140 cm. Colored sensor labeling: 1020 32A. (this P32 set covers the whole head)



**P32 1020 32ACMS**

1.280,00

32 x PIN-type active sensor (32\*EEG, CMS, DRL) on 68-pole connector.  
Labeling: 1020 32ACMS. (this P32 set covers the whole head)

Active sensor set with a 68-pole fine-pitch connector.

32 x PIN-type sensor (32\*EEG, CMS, DRL) with sintered Ag-AgCl tip and integrated low-noise CMOS pre-amplifier. Two-wire design.

Standard cable length is 140 cm. Colored sensor labeling: 1020 32ACMS. (this P32 set covers the whole head)

**P32 1020 64A**

1.280,00

32 x PIN-type active sensor (32\*EEG) on 68-pole connector.  
Labeling: 1020 64A. (A-set of a 64 channel electrode set)

Active sensor set with a 68-pole fine-pitch connector.

32 x PIN-type sensor (32\*EEG) with sintered Ag-AgCl tip and integrated low-noise CMOS pre-amplifier. Two-wire design.

Standard cable length is 140 cm. Colored sensor labeling: 1020 64A. (this P32 set covers only the left side of the head)

**P32 1020 64ACMS**

1.280,00

32 x PIN-type active sensor (32\*EEG, CMS, DRL) on 68-pole connector.  
Labeling: 1020 64ACMS. (A-set of a 64 channel electrode set)

Active sensor set with a 68-pole fine-pitch connector.

32 x PIN-type sensor (32\*EEG, CMS, DRL) with sintered Ag-AgCl tip and integrated low-noise CMOS pre-amplifier. Two-wire design.

Standard cable length is 140 cm. Colored sensor labeling: 1020 64ACMS. (this P32 set covers only the left side of the head)

**P32 1020 64B**

1.280,00

32 x PIN-type active sensor (32\*EEG) on 68-pole connector.  
Labeling: 1020 64B. (B-set of a 64 channel electrode set)

Active sensor set with a 68-pole fine-pitch connector.

32 x PIN-type sensor (32\*EEG) with sintered Ag-AgCl tip and integrated low-noise CMOS pre-amplifier. Two-wire design.

Standard cable length is 140 cm. Colored sensor labeling: 1020 64B. (this P32 set covers only the right side of the head)

**P32 ABC-A**

1.280,00

32 x PIN-type active sensor (32\*EEG) on 68-pole connector.  
Labeling: ABC-A.

Active sensor set with a 68-pole fine-pitch connector.

32 x PIN-type sensor (32\*EEG) with sintered Ag-AgCl tip and integrated low-noise CMOS pre-amplifier. Two-wire design.

Standard cable length is 140 cm. Colored sensor labeling: ABC-A.

**P32 ABC-ACMS**

1.280,00

32 x PIN-type active sensor (32\*EEG, CMS, DRL) on 68-pole connector.  
Labeling: ABC-ACMS.

Active sensor set with a 68-pole fine-pitch connector.

32 x PIN-type sensor (32\*EEG, CMS, DRL) with sintered Ag-AgCl tip and integrated low-noise CMOS pre-amplifier. Two-wire design.

Standard cable length is 140 cm. Colored sensor labeling: ABC-ACMS.



**P32 ABC-B**

1.280,00

32 x PIN-type active sensor (32\*EEG) on 68-pole connector.  
Labeling: ABC-B.

Active sensor set with a 68-pole fine-pitch connector.  
32 x PIN-type sensor (32\*EEG) with sintered Ag-AgCl tip and integrated low-noise CMOS pre-amplifier. Two-wire design.  
Standard cable length is 140 cm. Colored sensor labeling: ABC-B.

**P32 ABC-C**

1.280,00

32 x PIN-type active sensor (32\*EEG) on 68-pole connector.  
Labeling: ABC-C.

Active sensor set with a 68-pole fine-pitch connector.  
32 x PIN-type sensor (32\*EEG) with sintered Ag-AgCl tip and integrated low-noise CMOS pre-amplifier. Two-wire design.  
Standard cable length is 140 cm. Colored sensor labeling: ABC-C.

**P32 ABC-D**

1.280,00

32 x PIN-type active sensor (32\*EEG) on 68-pole connector.  
Labeling: ABC-D.

Active sensor set with a 68-pole fine-pitch connector.  
32 x PIN-type sensor (32\*EEG) with sintered Ag-AgCl tip and integrated low-noise CMOS pre-amplifier. Two-wire design.  
Standard cable length is 140 cm. Colored sensor labeling: ABC-D.

**P32 ABC-E**

1.280,00

32 x PIN-type active sensor (32\*EEG) on 68-pole connector.  
Labeling: ABC-E.

Active sensor set with a 68-pole fine-pitch connector.  
32 x PIN-type sensor (32\*EEG) with sintered Ag-AgCl tip and integrated low-noise CMOS pre-amplifier. Two-wire design.  
Standard cable length is 140 cm. Colored sensor labeling: ABC-E.

**P32 ABC-F**

1.280,00

32 x PIN-type active sensor (32\*EEG) on 68-pole connector.  
Labeling: ABC-F.

Active sensor set with a 68-pole fine-pitch connector.  
32 x PIN-type sensor (32\*EEG) with sintered Ag-AgCl tip and integrated low-noise CMOS pre-amplifier. Two-wire design.  
Standard cable length is 140 cm. Colored sensor labeling: ABC-F.

**P32 ABC-G**

1.280,00

32 x PIN-type active sensor (32\*EEG) on 68-pole connector.  
Labeling: ABC-G.

Active sensor set with a 68-pole fine-pitch connector.  
32 x PIN-type sensor (32\*EEG) with sintered Ag-AgCl tip and integrated low-noise CMOS pre-amplifier. Two-wire design.  
Standard cable length is 140 cm. Colored sensor labeling: ABC-G.

**P32 ABC-H**

1.280,00

32 x PIN-type active sensor (32\*EEG) on 68-pole connector.  
Labeling: ABC-H.

Active sensor set with a 68-pole fine-pitch connector.  
32 x PIN-type sensor (32\*EEG) with sintered Ag-AgCl tip and integrated low-noise CMOS pre-amplifier. Two-wire design.  
Standard cable length is 140 cm. Colored sensor labeling: ABC-H.

---

**P32 NOLAB**

1.280,00

32 x PIN-type active sensor on 68-pole connector.  
No Labeling.

Active sensor set with a 68-pole fine-pitch connector.  
32 x PIN-type sensor (32\*EEG) with sintered Ag-AgCl tip and integrated low-noise CMOS pre-amplifier. Two-wire design.  
Standard cable length is 140 cm. No Labeling.



---

**P32 NOLAB CMS**

1.280,00

32 x PIN-type active sensor (32\*EEG, CMS, DRL) on 68-pole connector.  
No Labeling.

Active sensor set with a 68-pole fine-pitch connector.  
32 x PIN-type sensor (32\*EEG, CMS, DRL) with sintered Ag-AgCl tip and integrated low-noise CMOS pre-amplifier. Two-wire design.  
Standard cable length is 140 cm. No Labeling.



---

**P32 REPAIRED**

40,00

Electrode repaired.

Electrode repaired.

---

**P32 REPAIRED WARRANTY**

0,00

Electrode repaired under warranty.

Electrode repaired under warranty.

---

**P32 SPECIAL**

1.280,00

32 x PIN-type active sensor on 68-pole connector.  
Labeling: Custom

32 x PIN-type active sensor on 68-pole connector.  
Labeling: Custom

---

**P8 1020 8**

320,00

8 x PIN-type active sensor (8\*EEG) on 68-pole connector.  
Labeling: 1020-8

Active sensor set with a 68-pole fine-pitch connector.  
8 x PIN-type sensor (8\*EEG) with sintered Ag-AgCl tip and integrated low-noise CMOS pre-amplifier.  
Two-wire design.  
Standard cable length is 140 cm. Colored sensor labeling: 1020-8

---

**PASSIVE ELECTRODE**

30,00

Passive Flat electrodes for Sleep research.  
3mm thick, terminating in standard 1.5mm plug. BioMed sintered high quality pellet with center hole for gel injection.

Passive Flat electrodes for Sleep research.  
3mm thick, terminating in standard 1.5mm plug. BioMed sintered high quality pellet with center hole for gel injection.

---

**PC CUSTOM**

3.500,00

PC assembled at customer specifications, including TFT screen.

PC assembled at customer specifications.  
- 24" TFT screen with 1920x1080 resolution.  
- Compact (intel NUC) or Desktop housing, i7  
- SSD 1TB

---

**PC NOTEBOOK**

2.500,00

Notebook according to the latest specifications. Windows operating system.

Notebook according to the latest specifications. Windows operating system.

---

**PELLET FLAT**

7,00

AgAgCl electrode pellet FLAT type

AgAgCl electrode pellet FLAT type

---

**PELLET PIN**

7,00

AgAgCl electrode pellet PIN type

AgAgCl electrode pellet PIN type

**PHOTO SENSOR A3**

550,00

Light detector for direct connection to any AUX input of the Active3.  
Length is 2 meter.

Light detector for direct connection to any AUX input of the Active3.  
Length is 2 meter.

---

**PHOTO SENSOR CORD**

150,00

Light detector for direct connection to the Ergo input.  
Length is 2 meter.

Light detector for direct connection to the Ergo input.  
Length is 2 meter.

---

**PLET EAR**

900,00

Plethysmograph sensor input. Ear clip model.  
Including 1 amplifier channel.

Plethysmograph sensor input. Ear clip model.  
Aux input connector (DIN 4-pole) configured for sensors with 9VDC supply voltage and analog output  
(extra 9VDC supply voltage added to AD-box).  
Including 1 amplifier channel for measurement of the plethysmograph signal.

---

**PLET EAR A3**

900,00

Plethysmograph sensor. Ear clip model.  
Connects to any AUX input of the Active3.

Plethysmograph sensor. Ear clip model.  
Connects to any AUX input of the Active3.

---

**PLET EAR CORD**

700,00

Plethysmograph sensor input. ear clip model. (cord only)

Plethysmograph sensor input. ear clip model. (cord only)

---

**PLET FING**

900,00

Plethysmograph sensor input. Finger clip model.  
Including 1 amplifier channel.

Plethysmograph sensor input. Finger clip model.  
Aux input connector (DIN 4-pole) configured for sensors with 9VDC supply voltage and analog output  
(extra 9VDC supply voltage added to AD-box).  
Including 1 amplifier channel for measurement of the plethysmograph signal.



**PLET FING A3**

900,00

Plethysmograph sensor. Finger clip model.  
Connects to any AUX input of the Active3.

Plethysmograph sensor. Finger clip model.  
Connects to any AUX input of the Active3.

---

**PLET FING CORD**

700,00

Plethysmograph sensor input. Finger clip model. (cord only)

Plethysmograph sensor input. Finger clip model. (cord only)

---

**PLET VELC**

900,00

Plethysmograph sensor input. Velcro strap model.  
Including 1 amplifier channel.

Plethysmograph sensor input. Velcro strap model.  
Aux input connector (DIN 4-pole) configured for sensors with 9VDC supply voltage and analog output  
(extra 9VDC supply voltage added to AD-box).  
Including 1 amplifier channel for measurement of the plethysmograph signal.

---

**PLET VELC A3**

900,00

Plethysmograph sensor. Velcro strap model.  
Connects to any AUX input of the Active3.

Plethysmograph sensor. Velcro strap model.  
Connects to any AUX input of the Active3.

---

**PLET VELC CORD**

700,00

Plethysmograph sensor input. Velcro strap model. (cord only)

Plethysmograph sensor input. Velcro strap model. (cord only)

---

**PRES CABLE**

200,00

Stimulation cable for Presentation.  
25 pins male Sub-D to 37 pins male Sub-D.  
5 meter long.

Stimulation cable for Presentation.  
25 pins male Sub-D to 37 pins male Sub-D.  
5 meter long.



---

**RAT PREAMP**

750,00

12 channel miniature pre-amplifier for rodents.

12 channel miniature pre-amplifier for rodents.

---

**REDUX CREME**

15,00

Redux electrode creme from Parker. For BSM and ECG applications. Tube of 114 gr.

Redux electrode creme from Parker. For BSM and ECG applications. Tube of 114 gr.

---

**REPAIR BATT**

150,00

Repair of battery box (replace internal cells)

Repair of battery box (replace internal cells)

---

**RESISTORS UPGRADE**

30,00

Resistors upgrade from 1% to 0.1%.

Resistors upgrade from 1% to 0.1%.

---

**RESP**

1.125,00

Respiration belt SleepSense 1387-kit.  
- Including respiration input on the front of the AD-box.

Respiration belt SleepSense 1387-kit. Using a piezo-electric crystal, the respiration effort sensor converts chest or abdominal respiration movement to clear, reliable respiration waveforms. Strong reliable signals are available because the respiration belt uses the powersupply from the ActiveTwo system. The respiration input can be mounted on the front of the AD-box when a system is ordered, or at a later stage.

- Including respiration input on the front of the AD-box.

**RESP A3**

1.125,00

Respiration belt SleepSense 1387-kit.  
Connects to any AUX input on the Active3.

Respiration belt SleepSense 1387-kit. Connects to any AUX input of the Active3.  
Using a piezo-electric crystal, the respiration effort sensor converts chest or abdominal respiration movement to clear, reliable respiration waveforms. Strong reliable signals are available because the respiration belt uses the powersupply from the Active3 system.

---



**RESP CORD**

400,00

Respiration belt SleepSense 1387-kit. (cord only)

Respiration belt SleepSense 1387-kit. (cord only)

---

**RESP/TEMP Y-SPLITTER**

35,00

Splitting cable to connect Resp cord and Temp cord together to a Combo Resp/Temp input.

Splitting cable to connect Resp cord and Temp cord together to a Combo Resp/Temp input.

---

**RESPONSE SWITCH**

475,00

Cable with 1 manual switch for recording response pulses.  
- Including 1 standard Ergo 1Volt input.

Cable with 1 manual switch for recording response pulses.  
- Including 1 standard Ergo 1Volt input.



---

**RESPONSE SWITCH A3**

475,00

Cable with 1 manual switch for recording response pulses.  
Connects to any AUX input on the Active3.

Cable with 1 manual switch for recording response pulses.  
Connects to any AUX input on the Active3.

---

**RESPONSE SWITCH CORD**

75,00

Cable with 1 manual switch for recording response pulses.  
Connects to the standard Ergo1Volt input.

Cable with 1 manual switch for recording response pulses.  
Connects to the standard Ergo1Volt input.



---

**RESPONSE SWITCH DIGITAL**

475,00

Cable with 1 manual switch for recording response pulses.  
- Including Digital SWITCH input.

Cable with 1 manual switch for recording response pulses.  
- Including Digital SWITCH input.



---

**RUBBER COVER**

2,00

Rubber cover for protecting the SCSI connector.

Rubber cover for protecting the SCSI connector.

---

**RUBBER FEET (9 PIECES)**

5,00

RUBBER FEET (9 PIECES)

Sheet of 9 rubber feet. These rubber feet are used under the Battery-box and under the AD-box. They are also used inside the Battery-box.

---

**SCSI CABLE 2M**

50,00

SCSI ribbon cable of 2 Meters.

SCSI ribbon cable of 2 Meters.

---

**SCSI CONNECTOR MALE**

50,00

68 pins SCSI connector male.

68 pins SCSI connector male.

---

**SCSI STRAIN**

4,00

Strain relief for 68 pins SCSI connector.

Strain relief for 68 pins SCSI connector.

---

**SHIPPING ABC**

85,00

Direct shipment to EU.

End user info:

**SHIPPING COSTS**

150,00

Shipping costs

---

**SIGNA**

12,00

Signa Parker conductive gel. Tube of 250 gr.

Signa Parker electrode gel.

Tube (250 gr) of electrode gel for PIN-type electrodes, Signa Gel by Parker, very suitable for injection in the headcap electrode holders.



---

**SIGNA BOX12**

120,00

Box of 12 x Signa Parker conductive gel. 12 Tubes of 250 gr.

Box of 12 x Signa Parker electrode gel.

12 Tubes (250 gr) of electrode gel for PIN-type electrodes, Signa Gel by Parker, very suitable for injection in the headcap electrode holders.

---

**STICKER 10/20**

2,00

Sticker sheet, 10/20 style

Sticker sheet, 10/20 style

---

**STICKER ABCD**

2,00

Sticker sheet, ABCD style

Sticker sheet, ABCD style

---

**STICKER EFGH**

2,00

Sticker sheet, EFGH style

Sticker sheet, EFGH style

---

**STICKER EXT128**

2,00

Sticker sheet, 10/20 style. Sheet with 54 stickers. Together with the standard 1020 sticker sheet a total of 128 locatings can be labelled.

Sticker sheet, 10/20 style. Sheet with 54 stickers. Together with the standard 1020 sticker sheet a total of 128 locatings can be labelled.

---

**STICKER SCSI**

2,00

Sticker sheet, 'scsi'

Sticker sheet, 'scsi'

---

**STICKER SYSTEM**

2,00

Sticker sheet, 'system'

Sticker sheet, 'system'

---

**STRAIN GAGE**

1.500,00

Strain gage. Connects to the standard Ergo input.  
- Including standard Ergo 1Volt input.

Strain gage. Connects to the standard Ergo input.  
- Including standard Ergo 1Volt input.

---

**STRAIN GAGE CORD**

1.100,00

Strain gage. Connects to the standard Ergo1Volt input.

Strain gage. Connects to the standard Ergo1Volt input.

---

**SUITCASE**

350,00

Carrying suitcase for the ActiveTwo system.

Carrying suitcase for the ActiveTwo system.

---

**SUITCASE A3**

350,00

Carrying suitcase for the Active3 system.

Carrying suitcase for the Active3 system.

---

**SW 1 HOUR LABVIEW**

50,00

1 Hour of LabVIEW programming.

1 Hour of LabVIEW programming.

---

**SW ACTIVIEW**

2,00

ActiView acquisition software.

Acquisition software written in LabVIEW.

Electrode signals and offsets are displayed on screen, written to disk (in BDF file format) and replayed from disk. Network functions, scaling, reference selection, filtering, down-sampling. Software is supplied in VI form complete with diagram, and as stand-alone executable (no LabVIEW required).

---

**SW BESA 6 weeks**

0,00

BESA Research complete with all modules as trial version only for Biosemi customers. 6 weeks running time.

BESA Research. Newest version, complete with all modules including BESA MRI. 6 weeks running time, starting from activation at [www.besa.de](http://www.besa.de). Including:

- Hardware dongle for software protection.
- Full support by email direct from Besa.

---

**SW BESA BASIC**

5.750,00

Besa Basic: Review, ERP & Averaging.

Besa Basic: Review, ERP & Averaging.

Interfaces directly with BioSemi's BDF files with digital trigger coding. See product specifications on [www.besa.de](http://www.besa.de)

---

**SW BESA COMPLETE**

18.360,00

BESA Complete: Basic + Source Analysis + Coherence Analysis

BESA Complete: Basic + Source Analysis + Coherence Analysis

Interfaces directly with BioSemi's BDF files with digital trigger coding. See product specifications on [www.besa.de](http://www.besa.de)

**SW BESA STANDARD** 13.200,00

BESA Standard: Basic + Source Analysis

BESA Standard: Basic + Source Analysis

Interfaces directly with BioSemi's BDF files with digital trigger coding. See product specifications on [www.besa.de](http://www.besa.de)

---

**SW CAMBRID SPECTRO** 8.995,00

Spectroradiometer for vision scientists. For measuring the Spectral Power Distribution of computer display devices like CRT and LCD monitors.

Spectroradiometer for vision scientists. For measuring the Spectral Power Distribution of computer display devices like CRT and LCD monitors.

---

**SW EMSE DATA EDITOR** 2.200,00

DATA EDITOR module is used as a standalone program to view, analyze, filter and transform EEG and MEG time series data, and to select an interval for further analysis, including topographic mapping.

DATA EDITOR module is used as a standalone program to view, analyze, filter and transform EEG and MEG time series data, and to select an interval for further analysis, including topographic mapping.

---

**SW EMSE LOCATOR** 1.900,00

LOCATOR allows you to measure accurately electrode locations on an external head shape in 3 dimensions, when used together with Polhemus digitizing hardware (PATRIOT, ISOTRAK & FASTRAK).

LOCATOR allows you to measure accurately electrode locations on an external head shape in 3 dimensions, when used together with Polhemus digitizing hardware (PATRIOT, ISOTRAK & FASTRAK).

---

**SW EMSE MR VIEWER** 2.200,00

MR Viewer displays magnetic resonance and other images, with specialized features designed for the overlay of electromagnetic source estimation and other functional imaging data.

MR Viewer displays magnetic resonance and other images, with specialized features designed for the overlay of electromagnetic source estimation and other functional imaging data. Seeded dipoles may be obtained (e.g. from fMRI data) for use with SOURCE ESTIMATOR. Image data may be input in raw byte, raw word, ACR/NEMA/DICOM, and several proprietary formats. MR VIEWER is the base module for IMAGE PROCESSOR and VISUALIZER.

---

**SW EMSE SOURCE ESTIMATOR** 4.000,00

SOURCE ESTIMATOR module is used for discrete or distributed dipole source analysis from EEG or MEG data which has been provided by the DATA EDITOR module.

SOURCE ESTIMATOR module is used for discrete or distributed dipole source analysis from EEG or MEG data which has been provided by the DATA EDITOR module.

**SW EMSE SUITE**

13.500,00

EMSE Complete Bundle: Locator, Data Editor, Source Estimator, MR Viewer, Image Processor, and Visualizer modules.

Locator, Data Editor, Source Estimator, MR Viewer, Image Processor, and Visualizer modules

---

**SW EMSE VISUALIZER**

1.400,00

Use VISUALIZER to obtain and view 3D rendered images, combining data from several modalities, including topographic mapping, MRI data and electromagnetic source analysis.

Use VISUALIZER to obtain and view 3D rendered images, combining data from several modalities, including topographic mapping, MRI data and electromagnetic source analysis.

---

**SW E-PRIME**

975,00

E-Prime Single License version

Build your own behavioral research experiments using E-Prime 3.0. Design, create, collect, debug and analyze data all with the easy-to-use graphical interface of E-Prime's latest version.

---

**SW PRESENTATION**

1.800,00

Presentation stimulation software. 5 year license with activation via USB dongle.

Presentation stimulation software. 5 year license with activation via USB dongle.

---

**SYRINGE**

1,00

Monoject injector 12cc syringe with curved tip (plastic).

Monoject injector 12cc syringe with curved tip (plastic).



---

**TEMP SKIN**

1.100,00

Temperature Measurement module. Skin surface type Agilent 21078A. Including 2 extra amplifier channels.

Temperature Measurement module. Skin surface type. With this temperature sensor from HP (Agilent 21078A), high precision skin temperatures can be measured. The temperature sensor plugs into an Aux connector (DIN 3-pole) on the ActiveTwo frontpanel. An additional LabVIEW module is supplied. Including 2 extra amplifier channels.



**TEMP SKIN A3**

1.100,00

Temperature Measurement module. Skin surface type Agilent 21078A.  
Connects to any AUX input on the Active3.

Temperature Measurement module. Skin surface type.  
With this temperature sensor from HP (Agilent 21078A), high precision skin temperatures can be measured. The temperature sensor plugs into any Aux input on the Active3.

---

**TEMP SKIN CORD**

300,00

Temperature Measurement module. Skin surface type Agilent 21078A. (cord only)

Temperature Measurement module. Skin surface type. (cord only)



---

**TEN20**

20,00

Ten20 electrode paste. This paste is advised for ECG/EMG/EOG measurements.

Ten20 electrode paste. This paste is advised for ECG/EMG/EOG measurements.



---

**TEXT**

0,00

All the items together on this quotation will form 1 complete stand-alone EEG System.

All the items together on this quotation will form 1 complete stand-alone EEG System.

---

**THROWERS**

0,00

Connector throwers for forceless and easy ejection of the electrode connectors.

Connector throwers for forceless and easy ejection of the electrode connectors.

---

**TP FLAT**

50,00

Active sensor on Touchproof connector. FLAT-type.

Active sensor on Touchproof connector.  
FLAT-type active sensor with separate 2-pole Touchproof connector.  
Standard cable length is 160 cm.





**TP PIN**

50,00

Active sensor on Touchproof connector. PIN-type.

Active sensor on Touchproof connector.  
PIN-type active sensor with separate 2-pole Touchproof connector.  
Standard cable length is 160 cm.

---

**USB CABLE 1.8M**

5,00

USB2.0 cable (1.8 meter)  
USB A (male) to USB B (male)

USB2.0 cable (1.8 meter)  
USB A (male) to USB B (male)

---

**USB REC**

1.400,00

USB2.0 Interface Version: USB-3  
- Including USB2.0 cable: USB A (male) to USB B (male) (1.8 meter).  
- Including ST-SC fiber.

Receiver with USB2.0 interface. Version: USB-3  
Converts the optical serial data stream from the AD-box to a serial USB2.0 signal. In PVC stand-alone type enclosure. The receiver has a trigger in/out connector (16 digital input, 16 digital output on a 37-pole sub-D connector).  
- Including USB2.0 cable: USB A (male) to USB B (male) (1.8 meter).  
- Including ST-SC fiber.



---

**USB REC (OLD VERSION)**

1.400,00

USB2.0 Interface Version: USB-3  
- Including USB2.0 cable: USB A (male) to USB B (male) (1.8 meter).  
- Including ST-ST fiber.

Receiver with USB2.0 interface. Version: USB-3  
Converts the optical serial data stream from the AD-box to a serial USB2.0 signal. In PVC stand-alone type enclosure. The receiver has a trigger in/out connector (16 digital input, 16 digital output on a 37-pole sub-D connector).  
- Including USB2.0 cable: USB A (male) to USB B (male) (1.8 meter).  
- Including ST-ST fiber.

---

**USB TRIGGER INTERFACE**

100,00

USB to parallel trigger interface.

The BioSemi USB Trigger Interface outputs 8 parallel bits and interfaces direct to the BioSemi USB Receiver trigger input connector (37 pole Male Sub-D). Compatible with Presentation and E-prime.



**USB TRIGGER INTERFACE** 500,00  
**HYPERSCANNING**

Hyperscanning version of the USB Trigger Interface

The BioSemi USB Trigger Interface outputs 8 parallel bits and interfaces direct to the BioSemi USB Receiver trigger input connector (37 pole Male Sub-D). Compatible with Presentation and E-prime.

With the Hyperscanning version of the USB Trigger Interface offers the extra possibility to synchronize the data from an unlimited amount of AD-boxes with standard UTP cables.

---

**Warranty** 0,00

The above parts can only be provided by BioSemi.  
Only Biosemi can modify the device without breaking warranty.

The above parts can only be provided by BioSemi.  
Only Biosemi can modify the device without breaking warranty.

---

**WARRANTY + 6MONTHS** 0,00

Extended warranty period on active electrodes.  
Total warranty time will be 18 months.

Extended warranty period on active electrodes.  
Total warranty time will be 18 months.

---

**WCT CHANNELS** 600,00

3 amplifier/converter channels for LA, RA and LL.

3 amplifier/converter channels for LA, RA and LL.

---

**WCT CORD** 150,00

Ag-AgCl extremity set with RA/LA/LL electrodes (WCT).  
1 braid with 3 active FLAT electrodes on 6-pole DIN connector. Standard cable length is 2 meter.

Ag-AgCl extremity set with RA/LA/LL electrodes (WCT).  
1 braid with 3 active FLAT electrodes on 6-pole DIN connector. Standard cable length is 2 meter.

---

**WCTDRL CHANNELS** 600,00

3 amplifier/converter channels for LA, RA, LL and DRL.

3 amplifier/converter channels for LA, RA, LL and DRL.

**WCT-DRL CORD**

200,00

Ag-AgCl extremity set with RA/LA/LL (WCT) and DRL electrodes.  
1 braid with 3 active and 1 passive FLAT electrodes on 5-pole DIN connector. Standard cable length is 2 meter.

Ag-AgCl extremity set with RA/LA/LL (WCT) and DRL electrodes.  
1 braid with 3 active and 1 passive FLAT electrodes on 5-pole DIN connector. Standard cable length is 2 meter.

---

**X-RING**

0,50

X-ring rubber for inside holder.

X-ring rubber for inside holder.

---

**XXXXXXXX**

0,00

XX

---

**ZERO VAT UK**

0,00

Scientific instruments - relief claimed.

Scientific instruments - relief claimed.

---